


CAMBRIDGE

interchange

FOURTH EDITION

Jack C. Richards



with video
and skills practice



Intro

STUDENT'S BOOK

interchange

FOURTH EDITION

Jack C. Richards

Series Editor: David Bohlke

Welcome to *Interchange Fourth Edition*, the world's most successful English series!

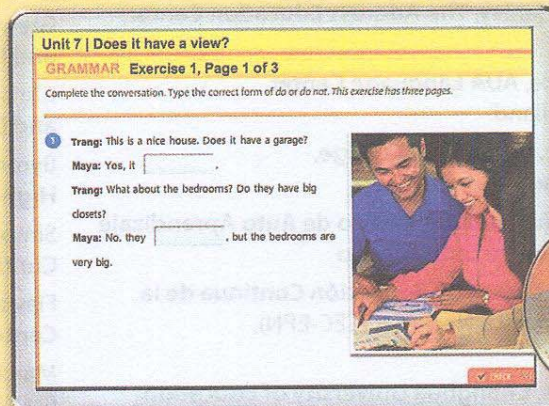
Interchange offers a complete set of tools for learning how to communicate in English.



Student's Book with NEW Self-study DVD-ROM




- Complete video program with additional video exercises



- Additional **vocabulary, grammar, speaking, listening, and reading** practice
- Printable **score reports** to submit to teachers

Available online



Interchange Arcade

- **Free** self-study website
- **Fun**, interactive, self-scoring activities
- Practice **vocabulary, grammar, listening, and reading**
- **MP3s** of the class audio program



Online Workbook

- A variety of **interactive activities** that correspond to each Student's Book lesson
- **Instant feedback** for hundreds of activities
- **Easy to use** with clear, easy-to-follow instructions
- Extra **listening practice**
- Simple tools for teachers to **monitor progress** such as scores, attendance, and time spent online

Author's acknowledgments

A great number of people contributed to the development of *Interchange Fourth Edition*. Particular thanks are owed to the reviewers using *Interchange, Third Edition* in the following schools and institutes – their insights and suggestions have helped define the content and format of the fourth edition:

Ian Geoffrey Hanley, **The Address Education Center**, Izmir, Turkey

James McBride, **AUA Language Center**, Bangkok, Thailand

Jane Merivale, **Centennial College**, Toronto, Ontario, Canada

Elva Elena Peña Andrade, **Centro de Auto Aprendizaje de Idiomas**, Nuevo León, Mexico

José Paredes, **Centro de Educación Continua de la Escuela Politécnica Nacional (CEC-EPN)**, Quito, Ecuador

Chia-jung Tsai, **Changhua University of Education**, Changhua City, Taiwan

Kevin Liang, **Chinese Culture University**, Taipei, Taiwan

Roger Alberto Neira Perez, **Colegio Santo Tomás de Aquino**, Bogotá, Colombia

Teachers at **Escuela Miguel F. Martínez**, Monterrey, Mexico

Maria Virginia Goulart Borges de Lebron, **Great Idiomas**, São Paulo, Brazil

Gina Kim, **Hoseo University**, Chungnam, South Korea

Heeyong Kim, Seoul, South Korea

Elisa Borges, **IBEU-Rio**, Rio de Janeiro, Brazil

Jason M. Ham, **Inha University**, Incheon, South Korea

Rita de Cássia S. Silva Miranda, **Instituto Batista de Idiomas**, Belo Horizonte, Brazil

Teachers at **Instituto Politécnico Nacional**, Mexico City, Mexico

Victoria M. Roberts and Regina Marie Williams, **Interactive College of Technology**, Chamblee, Georgia, USA

Teachers at **Internacional de Idiomas**, Mexico City, Mexico

Marcelo Serafim Godinho, **Life Idiomas**, São Paulo, Brazil

J. Kevin Varden, **Meiji Gakuin University**, Yokohama, Japan

Rosa Maria Valencia Rodríguez, Mexico City, Mexico

Chung-Ju Fan, **National Kinmen Institute of Technology**, Kinmen, Taiwan

Shawn Beasom, **Nihon Daigaku**, Tokyo, Japan

Gregory Hadley, **Niigata University of International and Information Studies**, Niigata, Japan

Chris Ruddenklau, **Osaka University of Economics and Law**, Osaka, Japan

Byron Roberts, **Our Lady of Providence Girls' High School**, Xindian City, Taiwan

Simon Banha, **Phil Young's English School**, Curitiba, Brazil

Flávia Gonçalves Carneiro Braathen, **Real English Center**, Viçosa, Brazil

Márcia Cristina Barboza de Miranda, **SENAC**, Recife, Brazil

Raymond Stone, **Seneca College of Applied Arts and Technology**, Toronto, Ontario, Canada

Gen Murai, **Takushoku University**, Tokyo, Japan

Teachers at **Tecnológico de Estudios Superiores de Ecatepec**, Mexico City, Mexico

Teachers at **Universidad Autónoma Metropolitana-Azcapotzalco**, Mexico City, Mexico

Teachers at **Universidad Autónoma de Nuevo León**, Monterrey, Mexico

Mary Grace Killian Reyes, **Universidad Autónoma de Tamaulipas**, Tampico Tamaulipas, Mexico

Teachers at **Universidad Estatal del Valle de Ecatepec**, Mexico City, Mexico

Teachers at **Universidad Nacional Autónoma de México - Zaragoza**, Mexico City, Mexico

Teachers at **Universidad Nacional Autónoma de México - Iztacala**, Mexico City, Mexico

Luz Edith Herrera Diaz, Veracruz, Mexico

Seri Park, **YBM PLS**, Seoul, South Korea

Self-assessment charts revised by Alex Tilbury

Grammar plus written by Karen Davy



CLASSROOM LANGUAGE *Teacher instructions*



Plan of Intro Book

Titles/Topics	Speaking	Grammar
UNIT 1 PAGES 2–7 It's nice to meet you. Alphabet; greetings and leave-takings; names and titles of address; numbers 0–10, phone numbers, and email addresses	Introducing yourself and friends; saying hello and good-bye; asking for names and phone numbers	Possessive adjectives <i>my, your, his, her</i> ; the verb <i>be</i> ; affirmative statements and contractions
UNIT 2 PAGES 8–13 What's this? Possessions, classroom objects, personal items, and locations in a room	Naming objects; asking for and giving the locations of objects	Articles <i>a, an, and the; this/these, it/they</i> ; plurals; yes/no and <i>where</i> questions with <i>be</i> ; prepositions of place: <i>in, in front of, behind, on, next to, and under</i>
PROGRESS CHECK PAGES 14–15		
UNIT 3 PAGES 16–21 Where are you from? Cities and countries; adjectives of personality and appearance; numbers 11–103 and ages	Talking about cities and countries; asking for and giving information about place of origin, nationality, first language, and age; describing people	The verb <i>be</i> : affirmative and negative statements, yes/no questions, short answers, and Wh-questions
UNIT 4 PAGES 22–27 Whose jeans are these? Clothing; colors; weather and seasons	Asking about and describing clothing and colors; talking about the weather and seasons; finding the owners of objects	Possessives: adjectives <i>our and their</i> , pronouns, names, and <i>whose</i> ; present continuous statements and yes/no questions; conjunctions <i>and, but, and so</i> ; placement of adjectives before nouns
PROGRESS CHECK PAGES 28–29		
UNIT 5 PAGES 30–35 What are you doing? Clock time; times of the day; everyday activities	Asking for and telling time; asking about and describing current activities	Time expressions: <i>o'clock, A.M., P.M., noon, midnight, in the morning/afternoon/evening, at 7:00/night/midnight</i> ; present continuous Wh-questions
UNIT 6 PAGES 36–41 My sister works downtown. Transportation; family relationships; daily routines; days of the week	Asking for and giving information about how people go to work or school; talking about family members; describing daily and weekly routines	Simple present statements with regular and irregular verbs; simple present yes/no and Wh-questions; time expressions: <i>early, late, every day, on Sundays/weekends/ weekdays</i>
PROGRESS CHECK PAGES 42–43		
UNIT 7 PAGES 44–49 Does it have a view? Houses and apartments; rooms; furniture	Asking about and describing houses and apartments; talking about the furniture in a room	Simple present short answers; <i>there is, there are; there's no, there isn't a, there are no, there aren't any</i>
UNIT 8 PAGES 50–55 What do you do? Jobs and workplaces	Asking for and giving information about work; giving opinions about jobs; describing workday routines	Simple present Wh-questions with <i>do</i> and <i>does</i> ; placement of adjectives after <i>be</i> and before nouns
PROGRESS CHECK PAGES 56–57		

Pronunciation/Listening**Writing/Reading****Interchange Activity**

Linked sounds
Listening for the spelling of names,
phone numbers, and email addresses

Writing a list of names, phone
numbers, and email addresses

"Famous classmates": Introducing
yourself to new people

PAGE 114

Plural -s endings
Listening for the locations of objects

Writing the locations of objects

"Find the differences": Comparing two
pictures of a room

PAGE 115

Syllable stress
Listening for countries, cities, and
languages; listening to descriptions
of people

Writing questions requesting
personal information

"Board game": Finding out more about
your classmates

PAGE 118

The letters *s* and *sh*
Listening for descriptions of clothing
and colors

Writing questions about what people
are wearing

"Celebrity fashions": Describing
celebrities' clothing

PAGES 116–117

Rising and falling intonation
Listening for times of the day; listening
to identify people's actions

Writing times of the day
"Friends Across a Continent":
Reading an online chat between
two friends

"What's wrong with this
picture?": Describing what's wrong
with a picture

PAGE 119

Third-person singular -s endings
Listening for activities and days of
the week

Writing about your weekly routine
"What's Your Schedule Like?":
Reading about three people's daily
schedules

"Class survey": Finding out more about
classmates' habits and routines

PAGE 120

Words with *th*
Listening to descriptions of homes;
listening to people shop for furniture

Writing about your dream home
"Unusual Homes": Reading about
two unusual homes

"Find the differences": Comparing
two apartments

PAGE 121

Reduction of *do*
Listening to people describe their jobs

Writing about jobs
"Job Profiles": Reading about four
unusual jobs

"The perfect job": Figuring out what
job is right for you

PAGE 122

Titles/Topics	Speaking	Grammar
UNIT 9 PAGES 58–63 Do we need any eggs? Basic foods; breakfast foods; meals	Talking about food likes and dislikes; giving opinions about healthy and unhealthy foods; talking about foods you have and need; describing eating habits	Count and noncount nouns; <i>some</i> and <i>any</i> ; adverbs of frequency: <i>always</i> , <i>usually</i> , <i>often</i> , <i>sometimes</i> , <i>hardly ever</i> , <i>never</i>
UNIT 10 PAGES 64–69 What sports do you play? Sports; abilities and talents	Asking about free-time activities; asking for and giving information about abilities and talents	Simple present Wh-questions; <i>can</i> for ability; yes/no and Wh-questions with <i>can</i>
PROGRESS CHECK PAGES 70–71		
UNIT 11 PAGES 72–77 What are you going to do? Months and dates; birthdays, holidays, festivals, and special days	Asking about birthdays; talking about plans for the evening, weekend, and other occasions	The future with <i>be going to</i> ; yes/no and Wh-questions with <i>be going to</i> ; future time expressions
UNIT 12 PAGES 78–83 What's the matter? Parts of the body; health problems and advice; medications	Describing health problems; talking about common medications; giving advice for health problems	<i>Have</i> + noun; <i>feel</i> + adjective; negative and positive adjectives; imperatives
PROGRESS CHECK PAGES 84–85		
UNIT 13 PAGES 86–91 You can't miss it. Stores and things you can buy there; tourist attractions	Talking about stores and other places; asking for and giving directions	Prepositions of place: <i>on</i> , <i>on the corner of</i> , <i>across from</i> , <i>next to</i> , <i>between</i> ; giving directions with imperatives
UNIT 14 PAGES 92–97 Did you have fun? Weekends; chores and fun activities; vacations; summer activities	Asking for and giving information about weekend and vacation activities	Simple past statements with regular and irregular verbs; simple past yes/no questions and short answers
PROGRESS CHECK PAGES 98–99		
UNIT 15 PAGES 100–105 Where did you grow up? Biographical information; years; school days	Asking for and giving information about date and place of birth; describing school experiences and memories	Statements and questions with the past of <i>be</i> ; Wh-questions with <i>did</i> , <i>was</i> , and <i>were</i>
UNIT 16 PAGES 106–111 Can she call you later? Locations; telephone calls; invitations; going out with friends	Describing people's locations; making, accepting, and declining invitations; making excuses	Prepositional phrases; subject and object pronouns; invitations with <i>Do you want to...?</i> and <i>Would you like to...?</i> ; verb + <i>to</i>
PROGRESS CHECK PAGES 112–113		
GRAMMAR PLUS PAGES 132–151		

Pronunciation/Listening**Writing/Reading****Interchange Activity**

Sentence stress
Listening for people's food preferences

Writing about mealtime habits
"Eating for Good Luck": Reading about foods people eat for good luck in the new year

"Snack survey": Taking a survey about snacks you eat and comparing answers
PAGE 123

Pronunciation of *can* and *can't*
Listening for people's favorite sports to watch or play; listening to people talk about their abilities

Writing questions about sports
"An Interview with Shawn Johnson": Reading about the life of an Olympic athlete

"Hidden talents": Finding out more about your classmates' hidden talents
PAGE 124

Reduction of *going to*
Listening to people talk about their evening plans

Writing about weekend plans
"What Are You Going to Do on Your Birthday?": Reading about birthday customs in different places

"Guessing game": Making guesses about a classmate's plans
PAGE 125

Sentence intonation
Listening to people talk about health problems; listening for medications

Writing advice for health problems
"10 Simple Ways to Improve Your Health": Reading about ways to improve your health

"Helpful advice": Giving advice for some common problems
PAGE 126

Compound nouns
Listening to people talk about shopping; listening to directions

Writing directions
"Edinburgh's Royal Mile": Reading about popular tourist attractions in Edinburgh, Scotland

"Giving directions": Asking for directions in a neighborhood
PAGES 127, 128

Simple past *-ed* endings
Listening to people talk about their past summer activities

Writing about last weekend
"Did You Have a Good Weekend?": Reading about four people's weekend experiences

"Past and present": Comparing your classmates' present lives with their childhoods
PAGE 129

Negative contractions
Listening for places and dates of birth

Writing questions about a young person's life
"Turning Pain to Gain": Reading about a young woman's life

"Life events": Making a time line of important events in your life
PAGE 130

Reduction of *want to* and *have to*
Listening to phone conversations; listening to voice-mail messages

Writing about weekend plans
"Around Los Angeles: This Weekend": Reading about events on a web page

"Let's make a date!": Making plans with your classmates
PAGE 131


1 It's nice to meet you.

1 CONVERSATION *My name is Jennifer Miller.*

A Listen and practice.

Michael: Hello. My name is Michael Ota.
Jennifer: Hi. My name is Jennifer Miller.
Michael: It's nice to meet you, Jennifer.
Jennifer: Nice to meet you, too.
Michael: I'm sorry. What's your last name again?
Jennifer: It's Miller.


first names	last names
Jennifer	Miller
Michael	Ota



B PAIR WORK Introduce yourself to your partner.

2 SNAPSHOT

Listen and practice.



Taylor Lautner

Popular Names in the U.S.

for Both Males and Females

Taylor Jordan Casey Jamie Riley
Jessie Hayden Peyton Quinn Rory



Taylor Swift

Source: www.babynames1000.com

Circle the names you know.

What are some popular names for males in your country? for females?

What names are popular for both males and females?

3 GRAMMAR FOCUS

My, your, his, her

What's **your** name?
 What's **his** name?
 What's **her** name?

My name is Taylor.
His name is Michael.
Her name is Jennifer.

What's = What is

A Complete the conversations. Use *my, your, his, or her*.



- A: Hello. What's *your* name?
 B: Hi. *Antonio's* name is Antonio.
 What's *Antonio's* name?
 A: *Antonio's* name is Nicole.



- A: What's *Antonio's* name?
 B: *Antonio's* name is Michael.
 A: And what's *Antonio's* name?
 B: *Antonio's* name is Jennifer.

B PAIR WORK Practice the conversations with a partner.

4 SPELLING NAMES

A Listen and practice.

A B C D E F G H I J K L M N O P Q R S T U V W X Y Z
 a b c d e f g h i j k l m n o p q r s t u v w x y z

B CLASS ACTIVITY Listen and practice. Then practice with your own names. Make a list of your classmates' names.

- A: What's your name?
 B: My name is Sarah Conner.
 A: Is that S-A-R-A-H?
 B: Yes, that's right.
 A: How do you spell your last name? C-O-N-N-O-R?
 B: No, it's C-O-N-N-E-R.

My Classmates
 Sarah Conner
 Jennifer Miller

5 LISTENING First names

How do you spell the names? Listen and check (✓) the correct answers.

- Kara Cara
- Mark Marc
- Shawn Sean
- Sophia Sofia

6 WORD POWER Titles

A Listen and practice.

Miss Ito (single females)
Mrs. Morgan (married females)


Ms. Chen (single or married females)
Mr. Garcia (single or married males)

B Listen and write the titles.

1. Lopez 2. Smith 3. Kim 4. Anderson

7 SAYING HELLO

A Listen and practice.



B CLASS ACTIVITY Go around the class. Greet your classmates formally (with titles) and informally (without titles).

8 CONVERSATION *He's over there.*

A Listen and practice.

Jennifer: Excuse me. Are you
Steven Carson?

David: No, I'm not. He's over there.

Jennifer: Oh, I'm sorry.

Jennifer: Steven? This is your book.


Steven: Oh, thank you. You're in my
class, right?

Jennifer: Yes, I am. I'm Jennifer Miller.

Steven: Hey, David, this is Jennifer.
She's in our math class.

David: Hi, Jennifer.

Jennifer: Hi, David. Nice to meet you.



B GROUP WORK Greet a classmate. Then introduce him or her to another classmate.

"Hey, Ming, this is..."



9 GRAMMAR FOCUS

The verb be

I'm Jennifer Miller.
You're in my class.
She's in our class. (**Jennifer is** in our class.)
He's over there. (**Steven is** over there.)
It's Miller. (**My last name is** Miller.)

Are you Steven Carson?
Yes, **I am**.
No, **I'm not**.
How **are you**?
I'm fine.

I'm = I am
You're = You are
He's = He is
She's = She is
It's = It is


A Complete the conversation with the correct words in parentheses.
Then practice with a partner.

David: Hello, Jennifer. How *are* (is / are) you?
Jennifer: (She's / I'm) fine, thanks.
..... (I'm / It's) sorry – what's your name again?
David: (He's / It's) David – David Medina.
Jennifer: That's right! David, this (is / am) Sarah Conner.
..... (She's / He's) in our math class.
David: Hi, Sarah. (I'm / It's) nice to meet you.
Sarah: Hi, David. I think (you're / I'm) in my English class, too.
David: Oh, right! Yes, I (are / am).

B Complete the conversations. Then practice in groups.

Nicole: Excuse me. *Are* you Steven Carson?
 David: No, *not*. My name *David Medina*. Steven *over there*.
 Nicole: Oh, sorry.

Nicole: *Are* you Steven Carson?
 Steven: Yes, I *am*.
 Nicole: Hi. *What's your name*?
 Steven: Oh, *I'm in my math class, right?*
 Nicole: Yes, I *am*.
 Steven: *Nice to meet you*.



C CLASS ACTIVITY Write your name on a piece of paper. Put the papers in a bag. Then take a different paper. Find the other student.

A: Excuse me. Are you Jin-sook Cho?
 B: No, I'm not. She's over there.
 A: Hi. Are you Jin-sook Cho?
 C: Yes, I am.

10 PRONUNCIATION *Linked sounds*

Listen and practice. Notice the linked sounds.

I'm Antonio. She's over there. You're in my class.

11 PERSONAL INFORMATION

A Listen and practice.

0	1	2	3	4	5	6	7	8	9	10
zero	one	two	three	four	five	six	seven	eight	nine	ten
(oh)										

B PAIR WORK Practice these phone numbers and email addresses. Then listen and check your answers.



"Her name is Allison Parker. Her work phone number is four-oh-two, five-five-five, two-three-oh-one. Her cell . . ."

12 LISTENING *A class list*

A Jennifer and Michael are making a list of classmates' phone numbers and email addresses. Listen and complete the list.

Name	Phone number	Email address
David Medina	212-555-1937	
Sarah Conner		
Steven Carson		
Nicole Johnson		

B CLASS ACTIVITY Make a list of your classmates' names, phone numbers, and email addresses.

A: What's your name?
B: I'm Anna Silva.

A: And what's your phone number?
B: It's 201-555-2491.

13 INTERCHANGE 1 *Famous classmates*

Meet some "famous classmates." Go to Interchange 1 on page 114.

14 SAYING GOOD-BYE

A Listen and practice.



B CLASS ACTIVITY Go around the room. Say good-bye to your classmates and teacher.

2 What's this?

1 SNAPSHOT

Listen and practice.

What's in your bag?



Check (✓) the things in your bag.
What other things are in your bag?

Source: Based on interviews with people between the ages of 16 and 30

2 ARTICLES Classroom objects

A Listen. Complete these sentences with *a* or *an*.

articles

an + vowel sound
a + consonant sound




1. This is book.




2. This is eraser.

3. This is English book.



4. This is marker.



5. This is notebook.



6. This is clock.

B PAIRWORK Find and spell these things in your classroom.


board	desk	eraser	pen	wall
book bag	dictionary	map	pencil	wastebasket
chair	door	notebook	table	window

A: This is a board.
B: How do you spell *board*?
A: B-O-A-R-D.

3 CONVERSATION *It's... interesting.*

Listen and practice.

Wendy: Wow! What are these?
 Helen: They're earrings.
 Wendy: Oh, cool! Thank you, Helen.
 They're great!
 Helen: You're welcome.
 Rex: Now open this box!
 Wendy: OK. Uh, what's this?
 Rex: It's a scarf.
 Wendy: Oh. It's... interesting.
 Thank you, Rex. It's very nice.



4 PRONUNCIATION *Plural -s endings*

Listen and practice. Notice the pronunciation of the plural -s endings.

<i>s = /z/</i>		<i>s = /s/</i>		<i>(e)s = /ɪz/</i>	
earring	earrings	desk	desks	pencil case	pencil cases
phone	phones	laptop	laptops	class	classes
book bag	book bags	wastebasket	wastebaskets	box	boxes

Say the plural forms of these nouns. Then complete the chart.



briefcase



ID



map



newspaper



purse



stamp



television



ticket



watch

/z/	/s/	/ɪz/
.....	briefcases
.....
.....

Listen and check your answers.

5 GRAMMAR FOCUS

This/these, it/they; plurals



This is a clock.



What's **this**?
It's an earring.

It's = It is
They're = They are

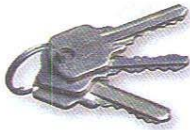


These are clocks.



What **are these**?
They're earrings.

Complete these conversations. Then practice with a partner.




1. A: What are these ? 2. A: What ? 3. A: What ?
 B: They're keys B: B:



4. A: What ? 5. A: What ? 6. A: What ?
 B: B: B:

6 WHAT'S THIS CALLED?

A Listen and practice.



- A: What's this called in English?
 B: I don't know.
 C: It's a credit card.
 A: How do you spell that?
 C: C-R-E-D-I-T C-A-R-D.



- A: What are these called in English?
 B: I think they're called chopsticks.
 A: How do you spell that?
 B: C-H-O-P-S-T-I-C-K-S.


B GROUP WORK Choose four things. Put them on a desk. Then ask about the name and spelling of each thing.

7 CONVERSATION Oh, no!

Listen and practice.

Kate: Oh, no! Where are my car keys?
 Joe: I don't know. Are they in your purse?
 Kate: No, they're not.
 Joe: Maybe they're on the table in the restaurant.

Server: Excuse me. Are these your keys?
 Kate: Yes, they are. Thank you!
 Server: You're welcome. And is this your wallet?
 Kate: Hmm. No, it's not. Where's your wallet, Joe?
 Joe: It's in my pocket. . . . Wait a minute! That is my wallet!



8 GRAMMAR FOCUS

Yes/No and where questions with be

Is this your wallet?
 Yes, **it is**. / No, **it's not**.

Are these your keys?
 Yes, **they are**. / No, **they're not**.

Where's your wallet?
It's in my pocket.

Where are my keys?
They're on the table.

A Complete these conversations. Then practice with a partner.

- A: **is** this your umbrella?
 B: No, not.
 A: these your keys?
 B: Yes, are. Thanks!
- A: Where my glasses?
 B: Are your glasses?
 A: No, they're
 B: Wait! they in your pocket?
 A: Yes, are. Thanks!
- A: Where your sunglasses?
 B: on the table.
 A: No, not. They're *my* sunglasses!
 B: You're right. My sunglasses in my purse.
- A: this my pen?
 B: No, not. It's *my* pen.
 A: Sorry. is my pen?
 B: on your desk.
 A: Oh, you're right!

B GROUP WORK Put three of your things in a bag. Then choose three different things. Find the owner of each thing.

A: Is this your pen, Yuko?
 B: No, it's not.

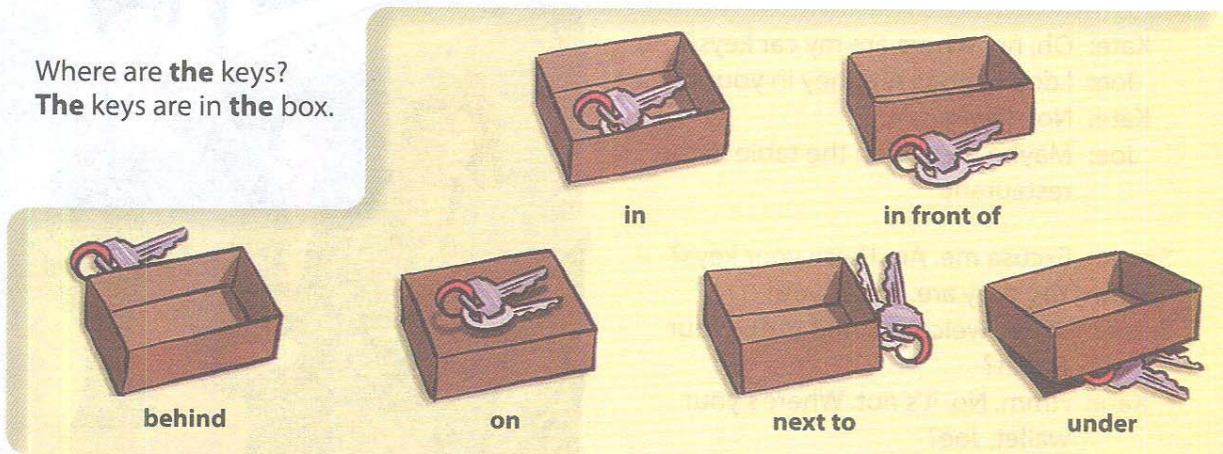
A: Are these your keys, Sergio?
 C: Let me see. Yes, they are.

9

WORD POWER Prepositions; article the

A Listen and practice.

Where are **the** keys?
The keys are **in** the box.



B Complete these sentences. Then listen and check your answers.



1. The books are in the book bag.

2. The cell phone is

3. The map is



4. The chair is

5. The wallet is

6. The sunglasses are

C PAIRWORK Ask and answer questions about the pictures in part B.

A: Where are the books?

B: They're in the book bag.

10

LISTENING Kate's things

Listen. Where are Kate's things? Match the things with their locations.

- 1. earringsd.....
- 2. watch
- 3. sunglasses
- 4. camera

- a. under the table
- b. in front of the television
- c. on the chair
- d. in her purse

11 WHERE ARE JOE'S THINGS?

PAIR WORK Now help Joe find his things. Ask and answer questions.

briefcase cell phone newspaper umbrella
camera glasses notebook wallet

A: Where's his briefcase?

B: It's on the table.



12 INTERCHANGE 2 Find the differences

Compare two pictures of a room. Go to Interchange 2 on page 115.

Units 1–2 Progress check

SELF-ASSESSMENT

How well can you do these things? Check (✓) the boxes.

I can	Very well	OK	A little
Introduce myself and other people (Ex. 1)	<input type="checkbox"/>	<input type="checkbox"/>	<input type="checkbox"/>
Say hello and good-bye (Ex. 1)	<input type="checkbox"/>	<input type="checkbox"/>	<input type="checkbox"/>
Exchange contact information, e.g., phone numbers (Ex. 2)	<input type="checkbox"/>	<input type="checkbox"/>	<input type="checkbox"/>
Understand names for everyday objects and possessions (Ex. 3)	<input type="checkbox"/>	<input type="checkbox"/>	<input type="checkbox"/>
Ask and answer questions about where things are (Ex. 4, 5)	<input type="checkbox"/>	<input type="checkbox"/>	<input type="checkbox"/>

1 HOW ARE YOU?

A Complete the conversation. Use the sentences and questions in the box.

Matt: Hi. How are you?

Nicki: I'm fine, thanks.

Matt: Pretty good, thanks.

Nicki: And I'm Nicki White.

Matt:

Nicki: Nice to meet you, too.

Matt: Yes, I am.

Nicki:

Matt: See you in class.

My name is Matt Carlson.
 Oh, are you in my English class?
 How about you?
 ✓ Hi. How are you?
 It's nice to meet you, Nicki.
 Well, have a good day.


B PAIRWORK Practice the conversation from part A. Use your own information. Then introduce your partner to a classmate.

"Malena, this is my friend. His name is Tetsu. . ."

2 IS YOUR PHONE NUMBER . . . ?

CLASS ACTIVITY Write your phone number on a piece of paper. Then put the papers in a bag. Take a different paper and find the owner. Write his or her name on the paper.

A: Ali, is your phone number 781-555-1532?
 B: No, it's not. Sorry!
 A: Mila, is your . . . ?




3 LISTENING *What's this? What are these?*

Listen to the conversations. Number the pictures from 1 to 6.



4 WHAT'S WRONG WITH THIS ROOM?

A What's wrong with this room? Make a list. Find 10 things.



The chair is on the desk.

B PAIRWORK Ask and answer *Where* questions about the picture.

A: Where's the chair?
B: It's on the desk.

5 YES OR NO GAME

Write five yes/no questions about the picture in Exercise 4. Three have "yes" answers, and two have "no" answers. Then ask a partner the questions.

A: Is the chair behind the clock?
B: No, it isn't.

WHAT'S NEXT?

Look at your Self-assessment again. Do you need to review anything?

3 Where are you from?

1 SNAPSHOT

Listen and practice.

The Ten Largest Cities in the World

(based on population in the metropolitan area)

Cities	Countries
1. Tokyo	a. Brazil
2. Seoul	b. China
3. Mexico City	c. India
4. New York City	d. Indonesia
5. Mumbai	e. Japan
6. Jakarta	f. Mexico
7. São Paulo	g. South Korea
8. Delhi	h. the U.S.
9. Osaka	
10. Shanghai	

Answers: 1.e 2.g 3.f 4.h 5.c 6.d 7.a 8.c 9.e 10.b

Source: www.worldatlas.com

Match the cities with the countries. Then check your answers at the bottom of the Snapshot. What other large cities are in each country? What large cities are in your country?


2 CONVERSATION Are you from Seoul?

A Listen and practice.

Tim: Are you from California, Jessica?
 Jessica: Well, my family is in California now, but we're from South Korea originally.
 Tim: Oh, my mother is Korean – from Seoul! Are you from Seoul?
 Jessica: No, we're not. We're from Daejeon.
 Tim: So is your first language Korean?
 Jessica: Yes, it is.

B Listen to Jessica and Tim talk to Tony, Natasha, and Monique. Check (✓) True or False.

	True	False
1. Tony is from Italy.	<input type="checkbox"/>	<input type="checkbox"/>
2. Natasha is from New York.	<input type="checkbox"/>	<input type="checkbox"/>
3. Monique's first language is English.	<input type="checkbox"/>	<input type="checkbox"/>



3

GRAMMAR FOCUS

Negative statements and yes/no questions with be

I'm not from New York.
You're not late.
She's not from Russia.
He's not from Italy.
It's not English.
We're not from Japan.
You're not early.
They're not in Mexico.



We're = We are

Are you from California?
Am I early?
Is she from Brazil?
Is he from Chile?
Is it Korean?
Are you from China?
Are we late?
Are they in Canada?

I am.	I'm	not.
you are.	you're	not.
she is.	she's	not.
Yes, he is.	No, he's	not.
it is.	it's	not.
we are.	we're	not.
you are.	you're	not.
they are.	they're	not.

A Complete the conversations. Then practice with a partner.

- A: Hiroshi, are you and Maiko from Japan?
 B: Yes, we are.
 A: Oh? Are you from Tokyo?
 B: No, we're not. We're from Kyoto.
- A: Is Laura from the U.S.?
 B: No, she's not. She's from the U.K.
 A: Where's she from London?
 B: Yes, she is. But her parents are from Italy. Are they not from the U.K. originally?
 A: What's Laura's first language Italian?
 B: No, it's not. It's English.
- A: Are Selina and Carlos from Mexico?
 B: No, they're not. They're from Brazil.
 A: Where are you from Brazil, too?
 B: No, I'm not. I'm from Peru.
 A: So, what's your first language Spanish?
 B: Yes, it is.



B Match the questions with the answers. Then practice with a partner.

- | | |
|--|---|
| 1. Are you and your family from Canada? <u>d</u> | a. No, he's not. He's from Singapore. |
| 2. Is your first language English? <u>a</u> | b. Yes, she is. She's from California. |
| 3. Are you Japanese? <u>c</u> | c. No, it's not. It's Japanese. |
| 4. Is Mr. Ho from Hong Kong? <u>e</u> | d. No, we're not. We're from Australia. |
| 5. Is your mother from the U.S.? <u>b</u> | e. Yes, we are. We're from Kyoto. |

C PAIRWORK Write five questions like the ones in part B. Then ask and answer your questions with a partner.

4 PRONUNCIATION Syllable stress

A Listen and practice. Notice the syllable stress.

●● China Turkey	●● Japan Brazil	●●● Canada Mexico	●●● Morocco Malaysia
---	---	---	--

B What is the syllable stress in these words? Add the words to the chart in part A. Then listen and check.

English	Spanish	Arabic	Korean
Mexican	Honduras	Chinese	Peru

C GROUP WORK Are the words in part A countries, nationalities, or languages? Make a chart and add more words. Then check your answers in the appendix at the back of the book.

Countries	Nationalities	Languages
China	Chinese	Chinese
Mexico	Mexican	Spanish

5 WHERE ARE THEY FROM?

A Where are these people from? Check (✓) your guesses.



Penelope Cruz	Robert Pattinson	Haru Nomura	Cate Blanchett	Javier Hernández
<input type="checkbox"/> Mexico	<input type="checkbox"/> the U.S.	<input type="checkbox"/> South Korea	<input type="checkbox"/> Australia	<input type="checkbox"/> Brazil
<input type="checkbox"/> France	<input type="checkbox"/> the U.K.	<input type="checkbox"/> Japan	<input type="checkbox"/> New Zealand	<input type="checkbox"/> Mexico
<input type="checkbox"/> Spain	<input type="checkbox"/> Canada	<input type="checkbox"/> China	<input type="checkbox"/> South Africa	<input type="checkbox"/> Chile

B PAIR WORK Compare your guesses. Then check your answers at the bottom of the page.

- A: Is Penelope Cruz from Mexico?
 B: No, she's not.
 A: Is she from France?

Answers: 1. Spain 2. the U.K. 3. Japan 4. Australia 5. Mexico

6

CONVERSATION *He's cute.*

🎧 Listen and practice.

Emma: Who's that?

Jill: He's my brother.

Emma: Wow! He's cute. What's his name?

Jill: James. We call him Jim.

Emma: Oh, how old is he?


Jill: He's twenty-one years old.

Emma: What's he like? Is he nice?

Jill: Yes, he is – and he's very smart, too!

Emma: And who's that?

Jill: My sister Tammy. She's only twelve.
She's the baby of the family.



7

NUMBERS AND AGES

A 🎧 Listen and practice.

11 eleven

12 twelve

13 thirteen

14 fourteen

15 fifteen

16 sixteen

17 seventeen

18 eighteen

19 nineteen

20 twenty

21 twenty-one

22 twenty-two

23 twenty-three

24 twenty-four

25 twenty-five

26 twenty-six

27 twenty-seven

28 twenty-eight

29 twenty-nine

30 thirty

40 forty

50 fifty

60 sixty

70 seventy

80 eighty

90 ninety

100 one hundred

101 one hundred (and) one

102 one hundred (and) two

103 one hundred (and) three

B 🎧 Listen and practice. Notice the word stress.

● ●
thirteen – thirty

● ●
fourteen – forty


● ●
fifteen – fifty

● ●
sixteen – sixty

C PAIR WORK Look at the people in Jill's family for one minute. Then close your books. How old are they? Tell your partner.



A. Helen – 76




B. Howard – 52



C. Jackie – 49



D. Megan – 23



E. Tim and Tom – 14

8 GRAMMAR FOCUS

Wh-questions with be

What's your name?

My name is Jill.

Where are you from?

I'm from Canada.

How are you today?

I'm just fine.

Who's that?

He's my brother.

How old is he?

He's twenty-one.

What's he like?

He's very nice.

Who's = Who is

Who are they?

They're my classmates.

Where are they from?

They're from Rio.

What's Rio like?

It's very beautiful.

A Complete the conversations with Wh-questions. Then practice with a partner.

1. A: Look! Who's that ?

B: Oh, he's a new student.

A: ?

B: I think his name is Ming.

A: Ming? ?

B: He's from China.

2. A: Serhat, ?

B: I'm from Turkey – from Istanbul.

A: ?

B: Istanbul is very old and beautiful.

A: ?

B: My last name is Erdogan.

3. A: Hi, John. ?




B: I'm just fine. My friend Teresa is here this week – from Argentina.

A: Oh, cool. ?

B: She's really friendly.

A: ?

B: She's twenty-eight years old.



B PAIRWORK Write five Wh-questions about your partner and five Wh-questions about your partner's best friend. Then ask and answer the questions.

Partner

Where are you from?


Partner's best friend

Who's your best friend?

9

WORD POWER Descriptions

A Listen and practice.



- a. pretty
- b. handsome
- c. good-looking
- d. talkative
- e. quiet
- f. funny
- g. serious
- h. shy
- i. short
- j. tall
- k. friendly
- l. heavy
- m. thin

B PAIRWORK Complete the chart with words from part A. Add two more words to each list. Then describe your personality and appearance to a partner.

Personality	Appearance
talkative	pretty
.....
.....

"I'm funny, smart, and very handsome."

10 LISTENING Who's that?

Listen to three descriptions. Check (✓) the two correct words for each description.

- | | | | |
|------------------|------------------------------------|---------------------------------|-----------------------------------|
| 1. Elena is ... | <input type="checkbox"/> short | <input type="checkbox"/> pretty | <input type="checkbox"/> friendly |
| 2. Marco is ... | <input type="checkbox"/> tall | <input type="checkbox"/> nice | <input type="checkbox"/> shy |
| 3. Andrew is ... | <input type="checkbox"/> talkative | <input type="checkbox"/> funny | <input type="checkbox"/> friendly |




11 INTERCHANGE 3 Board game

Play a board game with your classmates. Go to Interchange 3 on page 118.

4 Whose jeans are these?

1 WORD POWER Clothes

A  Listen and practice.

CLOTHES FOR WORK






raincoat dress

CLOTHES FOR LEISURE




pajamas swimsuits

B Complete the chart with words from part A.

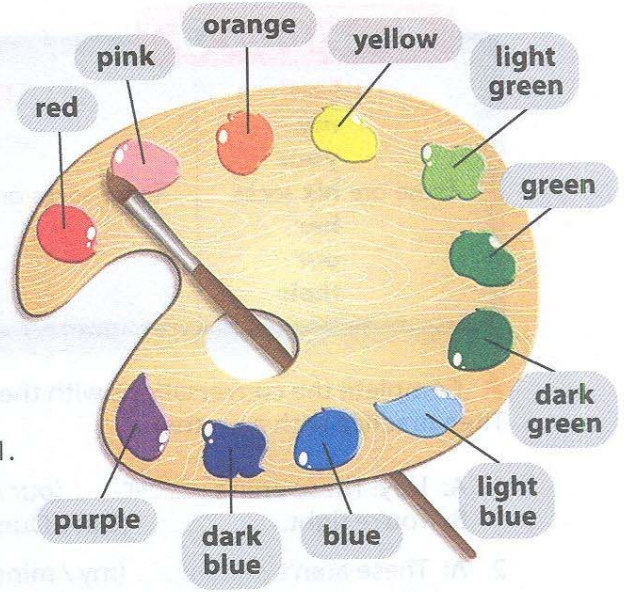
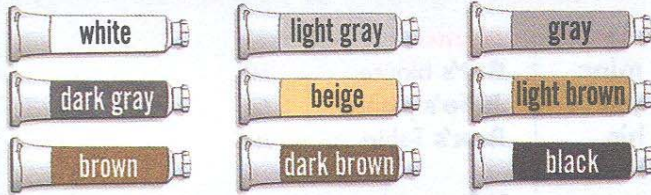
Clothes for warm weather	Clothes for cold weather
	
<p>.....</p> <p>.....</p> <p>.....</p>	<p>.....</p> <p>.....</p> <p>.....</p>

C **PAIR WORK** Look around the classroom. What clothes do you see? Tell a partner.

"I see jeans, a sweater, boots, and ..."

2 COLORS

A Listen and practice.



B GROUP WORK Ask about favorite colors.

A: What are your favorite colors?

B: My favorite colors are dark green and purple.

C GROUP WORK Describe the clothes in Exercise 1.

A: The suit is beige.

B: The pajamas are light blue.

3 CONVERSATION *It's a disaster!*

Listen and practice.

Pat: Great! Our clothes are dry.
Where is my new blouse?

Julie: What color is it?

Pat: It's white.

Julie: Here's a light blue blouse.
Is it yours?

Pat: No, it's not mine. . . . Wait.
It is mine. It's a disaster!

Julie: Oh, no! *All* our clothes are
light blue.

Pat: Here's the problem. It's these
new blue jeans. Whose
jeans are these?

Julie: Uh, they're mine. Sorry.



4 PRONUNCIATION *The letters s and sh*

A Listen and practice. Notice the pronunciation of **s** and **sh**.

1. suit socks scarf
2. shirt shorts shoes

B Read the sentences. Pay attention to the pronunciation of **s** and **sh**.

1. This is Sandra's new **shirt**.
2. These are Sam's purple **shoes**!
3. Where are my **shoes** and **socks**?
4. My **shorts** and **T-shirts** are blue!

5 GRAMMAR FOCUS

Possessives

Adjectives	Pronouns	Names
my	mine	Pat's blouse /s/
your	yours	Julie's jeans /z/
These are his socks.	These socks are his .	Rex's T-shirt /ɪz/
her	hers	Whose blouse is this? It's Pat's .
our	ours	Whose jeans are these? They're Julie's .
their	theirs	

A Complete the conversations with the correct words in parentheses. Then practice with a partner.

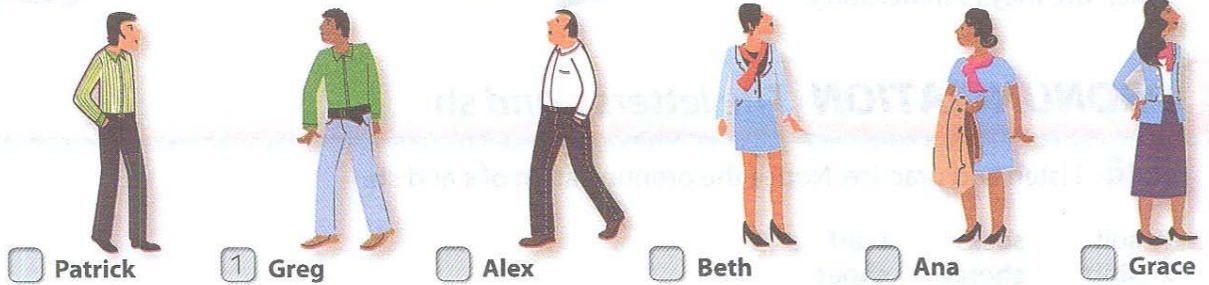
- A: Hey! These aren't *our* (our / ours) clothes!
 B: You're right. (Our / Ours) are over there.
- A: These aren't (my / mine) gloves. Are they (your / yours)?
 B: No, they're not (my / mine). Ask Sally. Maybe they're (her / hers).
- A: (Whose / Yours) T-shirts are these? Are they Julie's and Pat's?
 B: No, they're not (their / theirs) T-shirts. But these socks are (their / theirs). And these shorts are (your / yours).

B CLASS ACTIVITY Put one of your things in a box. Then choose a different thing from the box. Go around the class and find the owner.

- A: Diego, is this watch yours?
 B: No, it's not mine. Maybe it's Rex's.

6 LISTENING *His shirt is green.*

A Listen to someone describe these clothes. Number the pictures from 1 to 6.



B PAIRWORK Now talk about the people. What colors are their clothes?

- A: What color is Patrick's shirt?
 B: It's green and white.

7 SNAPSHOT

Listen and practice.

Weather and Seasons Around the World



It's spring in Brazil.



It's warm. It's very sunny.





It's summer in South Korea.



It's raining. It's hot and humid.





It's fall in the U.S.



It's cool. It's cloudy and windy.





It's winter in Russia.



It's snowing. It's very cold.



Source: Yahoo! Travel

What season is it now?

What's the weather like today?

What's your favorite season?

8 CONVERSATION *It's really cold!*

Listen and practice.

Pat: Oh, no!

Julie: What's the matter?

Pat: It's snowing! And it's windy, so it's really cold.

Julie: Are you wearing your gloves?

Pat: No, I'm not. They're at home.

Julie: What about your scarf?

Pat: It's at home, too.


Julie: Well, you're wearing your coat.

Pat: But my coat isn't very warm.

And I'm not wearing boots!

Julie: Let's take a taxi.

Pat: Good idea!



Whose jeans are these? ■ 25

Present continuous statements; conjunctions

I'm	I'm not	OR:
You're	You're not	You aren't
She's wearing shoes.	She's not	She isn't wearing boots.
We're	We're not	We aren't
They're	They're not	They aren't
It's snowing.	It's not	It isn't raining.

Conjunctions

It's snowing,
and it's windy.
It's sunny,
but it's cold.
It's windy,
so it's very cold.


A Complete these sentences. Then compare with a partner.




My name is Claire. I 'm wearing..... a green suit today. I high heels, too. It's raining, but I a raincoat.



It's very hot today. Toshi and Noriko shorts and T-shirts. It's really sunny, so they sunglasses.



Phil a suit today – he pants and a jacket. He a light blue shirt, but he a tie.



It's cold today, but Kathy a coat. She gloves and a hat. She boots. She sneakers.

Present continuous yes/no questions

Are you **wearing** gloves? Yes, I **am**. No, I'**m not**.
Is she **wearing** boots? Yes, she **is**. No, she'**s not**./No, she **isn't**.
Are they **wearing** sunglasses? Yes, they **are**. No, they'**re not**./No, they **aren't**.

B PAIRWORK Ask and answer these questions about the people in part A.

1. Is Claire wearing a green suit?
2. Is she wearing a raincoat?
3. Is she wearing high heels?
4. Are Toshi and Noriko wearing swimsuits?
5. Are they wearing jackets?
6. Are they wearing sunglasses?
7. Is Phil wearing brown pants?
8. Is he wearing a blue shirt?
9. Is he wearing a tie?
10. Is Kathy wearing boots?
11. Is she wearing a coat?
12. Is she wearing a hat and gloves?

A: Is Claire wearing a green suit?
 B: Yes, she is. Is she wearing a raincoat?
 A: No, she's not. OR No, she isn't.

adjective + noun

My suit is black.
 I'm wearing a **black suit**.

C Write four more questions about the people in part A. Then ask a partner the questions.

10 LISTENING *He's wearing a T-shirt!*

A Listen. Write the names **Bruce**, **Beth**, **Jon**, **Anita**, and **Nick** in the correct boxes.


				Bruce
--	--	--	--	-------

B GROUPWORK Ask questions about the people in the picture.

A: Is Bruce wearing a light brown jacket?
 B: Yes, he is.
 C: Is he wearing a tie?

C GROUPWORK Write five questions about your classmates. Then ask and answer the questions.

Are Sonia and Paulo wearing jeans?
 Is Paulo wearing a red shirt?



11 INTERCHANGE 4 *Celebrity fashions*

What are your favorite celebrities wearing? Go to Interchange 4 on pages 116–117.

Units 3–4 Progress check

SELF-ASSESSMENT

How well can you do these things? Check (✓) the boxes.

I can	Very well	OK	A little
Ask and answer questions about countries of origin, nationalities, and languages (Ex. 1)	<input type="checkbox"/>	<input type="checkbox"/>	<input type="checkbox"/>
Understand descriptions of people (Ex. 2)	<input type="checkbox"/>	<input type="checkbox"/>	<input type="checkbox"/>
Ask and answer questions about people's appearance and personality (Ex. 2, 5)	<input type="checkbox"/>	<input type="checkbox"/>	<input type="checkbox"/>
Ask and answer questions about people's possessions (Ex. 3)	<input type="checkbox"/>	<input type="checkbox"/>	<input type="checkbox"/>
Talk and write about my and other people's favorite things (Ex. 4)	<input type="checkbox"/>	<input type="checkbox"/>	<input type="checkbox"/>
Ask and answer questions about what people are wearing (Ex. 5)	<input type="checkbox"/>	<input type="checkbox"/>	<input type="checkbox"/>

1 INTERVIEW

Match the questions with the answers. Then ask and answer the questions with a partner. Answer with your own information.

- | | |
|---|------------------------------------|
| 1. Are you from Malaysia? ..h..... | a. It's very beautiful. |
| 2. Where are you and your family from? .. | b. Yes, she is. |
| 3. What is your hometown like? .. | c. We're from Mexico. |
| 4. Is English your first language? .. | d. My best friend is Kevin. |
| 5. Who is your best friend? .. | e. Yes, they are. |
| 6. Are your classmates Brazilian? .. | f. No, it's not. It's Spanish. |
| 7. How old is your best friend? .. | g. He's nineteen. |
| 8. Is our teacher from the U.S.? .. | h. No, I'm not. I'm from Thailand. |

2 LISTENING Who's that?

A Listen to four conversations. Check (✓) the correct description for each person. You will check more than one adjective.




- | | | | | | | |
|-----------|-------------------------------|--------------------------------|---------------------------------|-----------------------------------|------------------------------------|-----------------------------------|
| 1. Min-ho | <input type="checkbox"/> tall | <input type="checkbox"/> short | <input type="checkbox"/> funny | <input type="checkbox"/> friendly | <input type="checkbox"/> talkative | <input type="checkbox"/> quiet |
| 2. Ryan | <input type="checkbox"/> tall | <input type="checkbox"/> short | <input type="checkbox"/> funny | <input type="checkbox"/> serious | <input type="checkbox"/> friendly | <input type="checkbox"/> shy |
| 3. Angela | <input type="checkbox"/> thin | <input type="checkbox"/> heavy | <input type="checkbox"/> pretty | <input type="checkbox"/> shy | <input type="checkbox"/> nice | <input type="checkbox"/> friendly |
| 4. Helen | <input type="checkbox"/> thin | <input type="checkbox"/> heavy | <input type="checkbox"/> quiet | <input type="checkbox"/> shy | <input type="checkbox"/> serious | <input type="checkbox"/> funny |

B Write five yes/no questions about the people in part A. Then ask a partner the questions.

Is Min-ho friendly?
Is Ryan tall?

3 WHOSE CLOTHES ARE THESE?

CLASS ACTIVITY Draw three pictures of clothes on different pieces of paper. Then put the papers in a bag. Take three different papers, go around the class, and find the owners.



A: Gina, is this your cap?
B: No, it's not mine. Maybe it's Emi's.

A: Young-woo, are these your pants?
B: Yes, they're mine. Thanks!

4 MY FAVORITE THINGS

A Write your favorite things in the chart. Then ask a partner about his or her favorite things. Write them in the chart.

Favorite	Me	My partner
1. season
2. color
3. clothes



B Compare answers. What's the same? What's different? Write sentences.

Summer is my favorite season, and it's Kyle's favorite season. That's the same.
My favorite color is blue, but Kyle's favorite color is brown, so that's different.

5 GUESS THE CLASSMATE

GROUP WORK Think of a student in the class. Your classmates ask yes/no questions to guess the student.

A: I'm thinking of a student in this class.
B: Is it a man?
A: Yes, it is.
C: Is he short?
A: No, he isn't.
D: Is he wearing blue jeans?




WHAT'S NEXT?

Look at your Self-assessment again. Do you need to review anything?

5 What are you doing?

1 **SNAPSHOT**

🎧 Listen and practice.



Which cities are in the same time zones?
Which cities are in your time zone?

2 **CONVERSATION** What time is it there?

🎧 Listen and practice.

Debbie: Hello?

John: Hi, Debbie. This is John.
I'm calling from Australia.

Debbie: Australia?

John: I'm at a conference in Sydney.
Remember?


Debbie: Oh, right. What time is it there?

John: It's 10:00 P.M. And it's four o'clock
there in Los Angeles. Right?

Debbie: Yes – four o'clock in the morning!

John: 4:00 A.M.? Oh, I'm really sorry.

Debbie: That's OK. I'm awake . . . now.



3

GRAMMAR FOCUS

What time is it?



It's one **o'clock**.



It's one-oh-five.
It's five **after** one.



It's one-fifteen.
It's **a quarter after** one.



It's one-thirty.




It's one-forty.
It's twenty **to** two.



It's one forty-five.
It's **a quarter to** two.

A PAIR WORK Look at these clocks. What time is it?



A: What time is it?

B: It's twenty after two. OR It's two-twenty.

Is it A.M. or P.M.?



It's seven (o'clock)
in the morning.
It's 7:00 **A.M.**



It's twelve (o'clock).
It's 12:00 **P.M.**
It's **noon.**



It's four (o'clock)
in the afternoon.
It's 4:00 **P.M.**



It's seven (o'clock)
in the evening.
It's 7:00 **P.M.**



It's ten (o'clock) **at night.**
It's 10:00 **P.M.**




It's twelve (o'clock) **at night**
It's 12:00 **A.M.**
It's **midnight.**

B PAIR WORK Say each time a different way.

- It's nine o'clock in the evening. "It's 9:00 P.M."
- It's eight o'clock in the morning.
- It's twelve o'clock at night.
- It's three in the afternoon.
- It's 3:00 A.M.
- It's 6:00 P.M.
- It's 4:00 P.M.
- It's 12:00 P.M.

4 LISTENING *It's 4:00 P.M. in Vancouver.*




Tracy and Eric are calling friends in different parts of the world. Listen. What time is it in these cities?

City	Time
Vancouver	4:00 p.m.
Bangkok
London
Tokyo
São Paulo

5 CONVERSATION *I'm really hungry!*

Listen and practice.

Steve: Hi, Mom.
 Mom: What are you doing, Steve?
 Steve: I'm cooking.
 Mom: Why are you cooking now?
 It's two o'clock in the morning!
 Steve: Well, I'm really hungry!
 Mom: What are you making?
 Steve: Pizza.
 Mom: Oh? What kind?
 Steve: Cheese and mushroom.
 Mom: That's my favorite! Now I'm getting hungry. Let's eat!



6 PRONUNCIATION *Rising and falling intonation*

Listen and practice. Notice the intonation of the yes/no and Wh-questions.

Is she getting up?
 Are they sleeping?

What's she doing?
 What are they doing?

Listen to the questions. Draw a rising arrow (↗) for rising intonation and a falling arrow (↘) for falling intonation.

1. 2. 3. 4. 5. 6.


7

GRAMMAR FOCUS Present continuous Wh-questions



Los Angeles 4:00 A.M.

What's Victoria doing?
She's **sleeping** right now.



Mexico City 6:00 A.M.

What's Marcos doing?
It's 6:00 A.M., so he's **getting up**.



New York City 7:00 A.M.

What are Sue and Tom doing?
They're **having** breakfast.




Brasília 9:00 A.M.

What's Célia doing?
She's **going** to work.



London 12:00 noon

What are Jim and Ann doing?
It's noon, so they're **eating** lunch.




Moscow 3:00 P.M.

What's Andrei doing?
He's **working**.



Bangkok 7:00 P.M.

What's Permsak doing?
He's **eating** dinner right now.



Tokyo 9:00 P.M.

What's Hiroshi doing?
He's **checking** his email.



Your city 00:00

What are you doing?
It's ... I'm ...

A PAIR WORK Ask and answer the questions about the pictures.

- Who's sleeping now?
- Who's having breakfast?
- Where's Andrei working?
- Where's Hiroshi checking his email?
- What's Célia wearing?
- What's Marcos wearing?
- Why is Marcos getting up?
- Why are Jim and Ann having lunch?

B GROUP WORK Write five more questions about the pictures. Then ask and answer your questions in groups.

spelling

sleep → **sleeping**
get → **getting** (+ t)
have → **having** (- e)

8

WORD POWER Activities

A  Listen and practice. "She's playing tennis."




play tennis



ride a bike



run



swim



take a walk




drive




watch a movie




shop



read



study



watch television


B PAIR WORK Ask and answer questions about the pictures in part A.

A: Is she playing soccer?

B: No, she's not.

A: What's she doing?

B: She's playing tennis.

C  What's Mary doing? Listen to the sounds and number the actions from 1 to 8.

dancing

eating dinner

riding a bike

swimming

1 driving

playing tennis

shopping

watching television

9

INTERCHANGE 5 What's wrong with this picture?

What's wrong with this picture? Go to Interchange 5 on page 119.

Friends Across a Continent

Skim the conversation. Write the name of the correct person under each picture.

Meg Martin and Kathy O'Brien chat online almost every day. Meg is an exchange student from the U.S. She's studying in Mexico. Kathy is in the U.S.

megm: Hi, there!

kathyo: Hi, Meg!

megm: What are you doing?

kathyo: I'm sitting on my bed with my laptop. I'm doing my homework.

megm: What are you working on?

kathyo: I'm writing an essay for Spanish class. :) Where are you?



megm: I'm in a café with my friend Carmen. I'm having coffee, and she's talking on the phone outside. How is your family?

kathyo: They're all fine! My father's watching a baseball game with his friends. My mother is out shopping.

megm: Where's your brother?

kathyo: John's playing soccer in the park. Oh, wait. My phone is ringing. My mother's calling me. I have to go! Bye!

megm: OK! Bye!



A Read the conversation. Who is doing these things? Complete the sentences.

1. is writing an essay.
2. is having coffee.
3. is talking on the phone.
4. is watching a baseball game.
5. is shopping.
6. is playing soccer.









B PAIR WORK Imagine you are texting or chatting online. Where are you? Who are you communicating with? Write a short conversation.

6 My sister works downtown.

1 SNAPSHOT

Listen and practice.

Transportation in the U.S. The Top Eight Ways to Get to Work

1. drive 	2. walk 	3. take the bus 	4. take the subway 
5. take the train 	6. ride a bike 	7. take a taxi/cab 	8. ride a motorcycle 


Source: U.S. Census Bureau

Check (✓) the kinds of transportation you use.
What are some other kinds of transportation?

2 CONVERSATION Nice car!

Listen and practice.

- Ashley: Nice car, Jason! Is it yours?
Jason: No, it's my sister's. She has a new job, and she drives to work.
Ashley: Is her job here in the suburbs?
Jason: No, it's downtown.
Ashley: My parents work downtown, but they don't drive to work. They use public transportation.
Jason: The bus or the train?
Ashley: The train doesn't stop near our house, so they take the bus.



3 WORD POWER Family


A PAIR WORK Complete the sentences about the Carter family. Then listen and check your answers.

1. Anne is Paul's wife
2. Jason and Emily are their
3. Paul is Anne's
4. Jason is Anne's
5. Emily is Paul's
6. Jason is Emily's
7. Emily is Jason's
8. Paul and Anne are Jason's

kids = children
mom = mother
dad = father

B PAIR WORK Who are the people in your family? What are their names?

"My mother's name is Angela. My brothers' names are David and Daniel."



4 GRAMMAR FOCUS

Simple present statements

I walk to school.	I don't live far from here.	don't = do not doesn't = does not
You ride your bike to school.	You don't live near here.	
He works near here.	He doesn't work downtown.	
She takes the bus to work.	She doesn't drive to work.	
We live with our parents.	We don't live alone.	
They use public transportation.	They don't need a car.	

A Paul Carter is talking about his family. Complete the sentences with the correct verb forms. Then compare with a partner.

1. My family and I live (live / lives) in the suburbs. My wife and I (work / works) near here, so we (walk / walks) to work. Our daughter Emily (work / works) downtown, so she (drive / drives) to work. Our son (don't / doesn't) drive. He (ride / rides) his bike to school.
2. My parents (live / lives) in the city. My mother (take / takes) a train to work. My father is retired, so he (don't / doesn't) work now. He also (use / uses) public transportation, so they (don't / doesn't) need a car.

verb endings: he, she, it

walk	→	walks
ride	→	rides
study	→	studies
watch	→	watches

Simple present statements with irregular verbs

I/you/we/they

I **have** a bike.
We **do** our homework every day.
My parents **go** to work by bus.

he/she/it

My father **has** a car.
My mother **does** a lot of work at home.
The bus **goes** downtown.

B Ashley is talking about her family and her friend Jason. Complete the sentences. Then compare with a partner.

1. My parents *have* (have / has) a house in the suburbs. My mom and dad (go / goes) downtown to work. My parents are very busy, so I (do / does) a lot of work at home.
2. My brother doesn't live with us. He (have / has) an apartment in the city. He (go / goes) to school all day, and he (do / does) his homework at night.
3. I (have / has) a new friend. His name is Jason. We (go / goes) to the same school, and sometimes we (do / does) our homework together.

C PAIRWORK Tell your partner about your family.

"I have one brother and two sisters. My brother is a teacher. He has a car, so he drives to work."

5 PRONUNCIATION *Third-person singular -s endings*

Listen and practice. Notice the pronunciation of the -s endings.

s = /s/
take takes
sleep sleeps

s = /z/
drive drives
study studies


(e)s = /ɪz/
dance dances
watch watches

irregular
do does
have has

6 CONVERSATION *I get up at noon.*

Listen and practice.

- Jack: Let's go to the park on Sunday.
Amy: OK, but let's go in the afternoon. I sleep late on weekends.
Jack: What time do you get up on Sundays?
Amy: At ten o'clock.
Jack: Oh, that's early. On Sundays, I get up at noon.
Amy: Really? Do you eat breakfast then?
Jack: Sure. I have breakfast every day.
Amy: Then let's meet at this restaurant at one o'clock. They serve breakfast all day!



7 GRAMMAR FOCUS

Simple present questions

Do you **get up** early?

No, I **get up** late.

Does he **eat** lunch at noon?

No, he **eats** lunch at one o'clock.

Do they **take** the bus to class?

No, they **take** the subway.

What time do you **get up**?

At ten o'clock.

What time does he **have** dinner?

At eight o'clock.

When do they **take** the subway?

On Tuesdays and Thursdays.

A Complete the questions with *do* or *does*.

- *Do* you get up early on weekdays?
- What time you go home on Fridays?
- your father work on weekends?
- your mother cook every day?
- your parents read in the evening?
- When your parents shop?
- you check your email at night?
- What time you have dinner?
- When you study?
- your best friend drive to class?
- What time your father get up?

time expressions

early

late

every day

at 9:00

at noon / midnight

at night

in the morning

in the afternoon

in the evening

on Sundays

on weekdays

on weekends

B PAIR WORK Ask and answer the questions from part A. Use time expressions from the box.

A: Do you get up early on weekdays?

B: Yes. I get up at seven o'clock.

C Unscramble the questions to complete the conversations. Then ask a partner the questions. Answer with your own information.

1. A: *Do you check your email every day* ?

you / every day / check your email / do

B: Yes, I check my email every day.

2. A: ?

you / what time / lunch / do / eat

B: At 1:00 P.M.

3. A: ?

at / start / does / eight o'clock / this class

B: No, this class starts at nine o'clock.

4. A: ?

study / you / English / do / when

B: I study English in the evening.

5. A: ?

on weekends / you and your friends / do / play sports

B: Yes, we play soccer on Saturdays.



8 LISTENING *Marsha's weekly routine*

Listen to Marsha talk about her weekly routine. Check (✓) the days she does each thing.

	Monday	Tuesday	Wednesday	Thursday	Friday	Saturday	Sunday
get up early	<input type="checkbox"/>	<input checked="" type="checkbox"/>	<input type="checkbox"/>	<input type="checkbox"/>	<input type="checkbox"/>	<input type="checkbox"/>	<input type="checkbox"/>
go to work	<input type="checkbox"/>	<input type="checkbox"/>	<input type="checkbox"/>	<input type="checkbox"/>	<input type="checkbox"/>	<input type="checkbox"/>	<input type="checkbox"/>
exercise	<input type="checkbox"/>	<input type="checkbox"/>	<input type="checkbox"/>	<input type="checkbox"/>	<input type="checkbox"/>	<input type="checkbox"/>	<input type="checkbox"/>
see friends	<input type="checkbox"/>	<input type="checkbox"/>	<input type="checkbox"/>	<input type="checkbox"/>	<input type="checkbox"/>	<input type="checkbox"/>	<input type="checkbox"/>
see family	<input type="checkbox"/>	<input type="checkbox"/>	<input type="checkbox"/>	<input type="checkbox"/>	<input type="checkbox"/>	<input type="checkbox"/>	<input type="checkbox"/>
study	<input type="checkbox"/>	<input type="checkbox"/>	<input type="checkbox"/>	<input type="checkbox"/>	<input type="checkbox"/>	<input type="checkbox"/>	<input type="checkbox"/>

9 MY ROUTINE


A What do you do every week? Write things in the chart.

Calendar						
Sunday	Monday	Tuesday	Wednesday	Thursday	Friday	Saturday

◀ Day Week Month ▶

B **GROUP WORK** Discuss your weekly routines. Ask and answer questions.

- A: I go to bed late on Fridays.
 B: What do you do on Friday nights?
 A: I see my friends. We watch television or play video games.
 C: On Fridays, I study in the evening. I see my friends on the weekend.



10 INTERCHANGE 6 *Class survey*

Find out more about your classmates. Go to Interchange 6 on page 120.

What's your schedule like?

Look at the pictures and the labels. Who gets up early? Who gets up late?

Student reporter Mike Starr talks to people on the street about their schedules.

Brittany Davis
College Student



Mike: What's your schedule like?

Brittany: My classes start at 8:00 A.M., so I get up at 7:00 and take the bus to school.

MS: When do your classes end?

BD: They end at noon. Then I have a job at the library.

MS: So when do you study?

BD: My only time to study is in the evening, from eight until midnight.

Justin Reid
City Tour Guide



Mike: What's your schedule like?

Justin: I get up at 6:15 A.M. and start work at 9:00.

MS: And what do you do before work?

JR: I go for a run at 6:30 A.M., and then I have breakfast at 7:00.

MS: And after work?

JR: I finish at 6:00 P.M., and I have dinner downtown.

MS: Do you work every day?

JR: No, I work on Fridays, Saturdays, and Sundays.

Maya Choo
Rock Musician



Mike: What's your schedule like?

Maya: Well, I work at night. I go to work at 10:00 P.M., and I play until 3:00 A.M.

MS: What do you do after work?

MC: I have dinner at 3:30 or 4:00. Then I take a taxi home.

MS: What time do you go to bed?

MC: I go to bed at 5:00 in the morning.

A Read the article. Then number the activities in each person's schedule from 1 to 5.

Brittany Davis

- a. She goes to class.
- b. She takes the bus.
- c. She works.
- d. She studies.
- 1 e. She gets up.

Justin Reid

- a. He has breakfast.
- b. He starts work.
- c. He eats dinner.
- d. He gets up.
- e. He goes for a run.

Maya Choo

- a. She has dinner.
- b. She finishes work.
- c. She goes to bed.
- d. She goes to work.
- e. She goes home.

B Write five sentences about your schedule. Are you an "early bird" or a "night owl"? Compare with a partner.



early bird



night owl

Units 5–6 Progress check

SELF-ASSESSMENT

How well can you do these things? Check (✓) the boxes.

I can	Very well	OK	A little
Understand times and descriptions of activities (Ex. 1)	<input type="checkbox"/>	<input type="checkbox"/>	<input type="checkbox"/>
Ask and answer questions about present activities (Ex. 2)	<input type="checkbox"/>	<input type="checkbox"/>	<input type="checkbox"/>
Talk about personal routines (Ex. 3)	<input type="checkbox"/>	<input type="checkbox"/>	<input type="checkbox"/>
Ask and answer questions about routines (Ex. 4)	<input type="checkbox"/>	<input type="checkbox"/>	<input type="checkbox"/>
Ask and answer questions about people's lifestyles and appearance (Ex. 5)	<input type="checkbox"/>	<input type="checkbox"/>	<input type="checkbox"/>

1 LISTENING Around the world

It's 9 A.M. in Los Angeles. Vanessa is calling friends around the world. Listen to the conversations and complete the chart.


	City	Time	Activity
1. Sarah	New York
2. Manuel
3. Bob

2 ON VACATION

Student A: Imagine your classmates are on vacation. Student B calls you. Ask questions about your classmates.

Student B: Imagine you are on vacation with your classmates. Call Student A. Answer Student A's questions about your classmates.

- A: Hello?
 B: Hi, it's I'm on vacation in . . .
 A: In . . . ? Wow! What are you doing?
 B: . . .
 A: Who are you with?
 B: . . .
 A: What's he/she doing?
 B: . . .
 A: Well, have fun. Bye!



3

MY DAILY ROUTINE

A Choose one day of the week and write it in the blank. What do you do on this day? Complete the chart.

Day	
In the morning
In the afternoon
In the evening
At night

B PAIRWORK Tell your partner about your routine.

A: On Saturdays, I exercise in the morning. I play soccer with my friends.

B: What time do you play?

A: We play at 10:00.

4

LIFESTYLE SURVEY

A Answer the questions in the chart. Check (✓) Yes or No.

	Yes	No	Name
1. Do you live with your parents?	<input type="checkbox"/>	<input type="checkbox"/>
2. Do both your parents work?	<input type="checkbox"/>	<input type="checkbox"/>
3. Do you watch television at night?	<input type="checkbox"/>	<input type="checkbox"/>
4. Do you eat dinner with your family?	<input type="checkbox"/>	<input type="checkbox"/>
5. Do you stay home on weekends?	<input type="checkbox"/>	<input type="checkbox"/>
6. Do you work on Saturdays?	<input type="checkbox"/>	<input type="checkbox"/>

B CLASS ACTIVITY Go around the class and find classmates with the same answers. Write their names in the chart. Try to write a different name on each line.

5

WHO IS IT?

GROUP WORK Think of a famous person. Your classmates ask yes/no questions to guess the person.


Is it a man? a woman?

Does he/she live in ... ?

Is he/she a singer? an actor?

Is he/she tall? short?

Does he/she wear glasses?



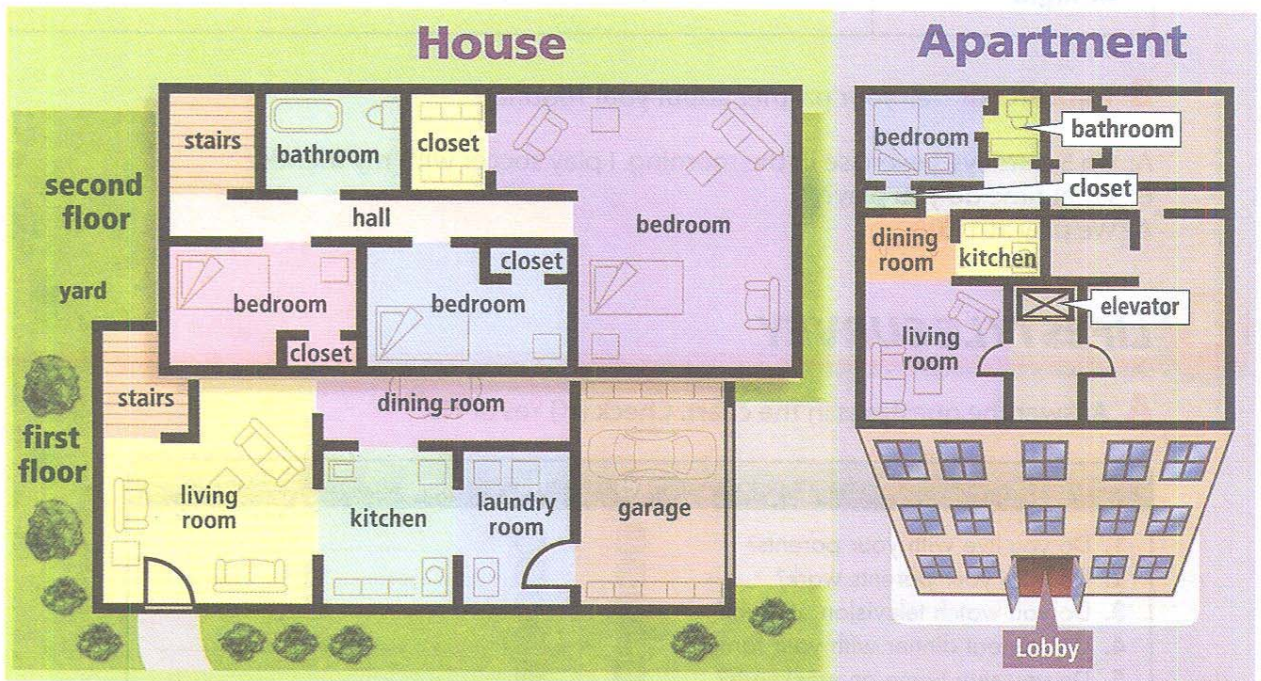
WHAT'S NEXT?

Look at your Self-assessment again. Do you need to review anything?

7 Does it have a view?

1 SNAPSHOT

Listen and practice.




Source: www.floorplanner.com

What rooms are in houses in your country? What rooms are in apartments?
What rooms are in your house or apartment?

2 CONVERSATION My new apartment

Listen and practice.

Linda: Guess what! I have a new apartment.
Chris: That's great! What's it like?
Linda: It's really nice.
Chris: Is it very big?
Linda: Well, it has a big living room, a bedroom, a bathroom, and a kitchen.
Chris: Nice! Do you live downtown?
Linda: No, I don't. I live near the university.
Chris: Does it have a view?
Linda: Yes, it does. It has a great view of another apartment building!



3

GRAMMAR FOCUS

Simple present short answers

Do you **live** in an apartment?
Yes, I **do**. / No, I **don't**.

Do the bedrooms **have** windows?
Yes, they **do**. / No, they **don't**.

Does Chris **live** in a house?
Yes, he **does**. / No, he **doesn't**.

Does the house **have** a yard?
Yes, it **does**. / No, it **doesn't**.



A Complete the conversation. Then practice with a partner.

Linda: *Do* you *live* in an apartment?
Chris: No, I I in a house.
Linda: it a yard?
Chris: Yes, it
Linda: That sounds nice. you alone?
Chris: No, I I with my family.
Linda: you any brothers or sisters?
Chris: Yes, I I four sisters.
Linda: Really? your house many bedrooms?
Chris: Yes, it It four.
Linda: you your own bedroom?
Chris: Yes, I I'm really lucky.



B PAIRWORK Read the conversation in part A again. Ask and answer these questions about Chris.





- 1. Does he live in an apartment?
- 2. Does his house have a yard?
- 3. Does he live alone?
- 4. Does he have his own room?

C PAIRWORK Write five questions to ask your partner about his or her home. Then ask and answer the questions.

4

LISTENING *It has just one room.*

Listen to four people describe their homes. Number the pictures from 1 to 4.



5 WORD POWER Furniture

A Listen and practice.



armchairs



stove



curtains



pictures




bed



table



coffee table




microwave oven



refrigerator




lamps



sofa



desk



bookcase



dresser



chairs




mirror



rug



TV



cupboards

B Which rooms have the things in part A? Complete the chart.

Kitchen	table stove
Dining room	table
Living room	
Bedroom	

C GROUPWORK What furniture is in your house or apartment? Tell your classmates.

"My living room has a sofa, a rug, and a TV..."

6

CONVERSATION *There aren't any chairs.*

Listen and practice.

Chris: This apartment is great.
 Linda: Thanks. I love it, but I really need some furniture.
 Chris: What do you need?
 Linda: Oh, I need lots of things. There are some chairs in the kitchen, but there isn't a table.
 Chris: And there's no sofa here in the living room.
 Linda: And there aren't any chairs. There's only this lamp.
 Chris: So let's go shopping next weekend.



7

GRAMMAR FOCUS

There is, there are

There's a bed in the bedroom.	There are some chairs in the kitchen.	There's = There is
There's no sofa in the bedroom.	There are no chairs in the living room.	
There isn't a table in the kitchen.	There aren't any chairs in the living room.	

A Look at the picture of Linda's apartment. Complete the sentences. Then practice with a partner.

- | | |
|---|----------------------------------|
| 1. <i>There's no</i> dresser in the bedroom. | 5. rugs on the floor. |
| 2. chairs in the kitchen. | 6. curtains on the windows. |
| 3. TV in the living room. | 7. mirror in the bedroom. |
| 4. refrigerator. | 8. books in the bookcase. |



B Write five sentences about things you have or don't have in your classroom. Then compare with a partner.

There are 10 desks in the classroom.

8

INTERCHANGE 7 *Find the differences*

Compare two apartments. Go to Interchange 7 on page 121.

9 PRONUNCIATION Words with th

A Listen and practice. Notice the pronunciation of /θ/ and /ð/.

/ð/ /θ/ /ð/ /ð/ /θ/ /θ/

There are **thirteen** rooms in **this** house. **The** house has **three** bathrooms.

B PAIRWORK List other words with /θ/ and /ð/. Then use them to write four funny sentences. Read them aloud.

On Thursdays, their mother and father think for thirteen minutes.

10 LISTENING Furniture is expensive!

Listen to Chris and Linda talk in a furniture store. What does Linda like? Check (✓) the things.

- | | | | |
|-------------------------------------|-----------------------------------|---|-----------------------------------|
| <input type="checkbox"/> armchairs | <input type="checkbox"/> a sofa | <input type="checkbox"/> a rug | <input type="checkbox"/> lamps |
| <input type="checkbox"/> a bookcase | <input type="checkbox"/> a mirror | <input type="checkbox"/> a coffee table | <input type="checkbox"/> curtains |

11 MY DREAM HOME


A Write a description of your dream home.

What is your dream home like?
Where is it?
What rooms does it have?
What things are in the rooms?
Does it have a view?

My dream home is a loft in a big city. There is one large living room with a lot of windows. There are two bedrooms and ...



loft



cabin



villa



beach house


B PAIRWORK Ask your partner about his or her dream home.


A: Does it have a view?


B: Yes, it has a very nice view of the forest. .

Unusual Homes

Scan the article. Where are the lofts? Where does Dan Phillips build houses?

 Shusaku Arakawa and Madeline Gins are famous designers. Their nine lofts near Tokyo, Japan, are very colorful. The apartments are blue, pink, red, yellow, and other bright colors. Inside, the walls are colorful, too. The floors go up and down, and some rooms are round. The windows have strange shapes, so there are no curtains. There are small doors to the outside. Inside, there aren't any closets. The bookcase is in the middle of the living room.



 Dan Phillips likes to help people. He builds houses for artists and other low-income people in Huntsville, Texas, in the United States. One house, the "tree house," is in a large tree in the forest. It has windows on the floor! It also has a small kitchen. The bed is on the upstairs floor. There is a wood-burning stove from an old ship in the living room. Phillips teaches people how to build houses with recycled materials.



A Read the article. What's in each home? Complete the chart.

- bed on the upstairs floor
- bookcase
- closets
- ✓ colorful walls
- windows on the floor
- wood-burning stove

Arakawa and Gins's lofts	Dan Phillips's tree house
1. There are <u>colorful walls</u>	4. There are
2. There aren't any	5. There is a
3. There is a in the middle of the living room.	6. There is a

B GROUP WORK Talk about these questions.





1. Imagine you are painting your house. What colors do you use? Why?
2. Imagine you are building a house. Do you use new materials or recycled materials? Why?

8 What do you do?

1 WORD POWER Jobs

A Match the jobs with the pictures. Then listen and practice.

- | | | | |
|---------------|---------------------|---------------------|-------------------|
| a. accountant | e. electrician | i. painter | m. salesperson |
| b. bellhop | f. front desk clerk | j. plumber | n. security guard |
| c. cashier | g. nurse | ✓ k. police officer | o. taxi driver |
| d. doctor | h. office manager | l. receptionist | p. vendor |



B PAIRWORK Ask questions about the people in part A. What are their jobs?

- A: What's her job?
 B: She's a police officer.

2 THE WORKPLACE

A PAIR WORK Who works in these places? Complete the chart with jobs from Exercise 1. Add one more job to each list.

A: A doctor works in a hospital.
B: A nurse works in a hospital, too.



In a hospital	In an office	In a store	In a hotel
doctor			
nurse			

B CLASS ACTIVITY Ask and answer *Who* questions about jobs. Use these words.

wears a uniform
stands all day

sits all day
handles money

talks to people
works at night


works hard
makes a lot of money

A: Who wears a uniform?
B: A police officer wears a uniform.
C: And a security guard...

3 CONVERSATION *He works in a hotel.*

Listen and practice.

Rachel: Where does your brother work?
Angela: In a hotel.
Rachel: Oh, really? My brother works in a hotel, too.
He's a front desk clerk.
Angela: How does he like it?
Rachel: He hates it. He doesn't like the manager.
Angela: That's too bad. What hotel does he work for?
Rachel: The Plaza.
Angela: That's funny. My brother works there, too.
Rachel: Oh, that's interesting. What does he do?
Angela: Actually, he's the manager!



4 GRAMMAR FOCUS

Simple present Wh-questions

Where do you work?

In a hospital.

What do you do?

I'm a doctor.

How do you like it?

I really like it.

Where does he work?

In a hotel.

What does he do?

He's a manager.

How does he like it?

It's OK.

Where do they work?

In a store.

What do they do?

They're cashiers.

How do they like it?


They hate it.

A Complete these conversations. Then practice with a partner.


- A: *What* does your sister *do* ?
 B: My sister? She's a nurse.
 A: *How* does she *like* it?
 B: It's difficult, but she loves it.
- A: *Where* does your brother *work* ?
 B: In a hotel. He's a front desk clerk.
 A: Oh? *How* does he *like* it?
 B: He doesn't really like it.
- A: *How* do your parents *like* their jobs?
 B: Oh, I guess they like them.
 A: I don't remember. *Where* do they *work* ?
 B: In an office in the city.
- A: *What* do you *do* ?
 B: I'm a student.
 A: I see. *How* do you *like* your classes?
 B: They're great. I like them a lot.

B PAIRWORK Ask questions about these people.
 Where do they work? What do they do? How do they like it?


David



Laura



Brian and Jessica



- A: Where does David work?
 B: He works in ...

5 PRONUNCIATION Reduction of do

Listen and practice. Notice the reduction of **do**.

Where **do** you work?

Where **do** they work?

What **do** you do?

What **do** they do?

6 SNAPSHOT

Listen and practice.

What do you do? What's your job like?



I'm a server in a coffee shop. It's easy, but boring. I don't like my job much.



I'm a firefighter. It's exciting and very dangerous, but I like my job a lot.



I'm a social worker. It's difficult and really stressful, but I love my job.



I'm a florist. My job isn't very exciting, but it's pretty relaxing. I like my job OK.

Source: www.careercast.com


Who likes his or her job? Who doesn't? Why or why not?
How do they describe their jobs? Write one more adjective for each job.



7 CONVERSATION Please be careful!

Listen and practice.

- Richard: Hey, Stephanie. I hear you have a new job.
Stephanie: Yes. I'm teaching math at Lincoln High School.
Richard: How do you like it?
Stephanie: It's great. The students are terrific. How are things with you?
Richard: Not bad. I'm a window washer now, you know.
Stephanie: Really? How do you like it?
Richard: It's a stressful job. And it's pretty dangerous.
Stephanie: Please be careful!



8 LISTENING It's pretty boring.

Listen to four people talk about their jobs. Complete the chart with the correct jobs and adjectives.

	What do you do?	What's it like?
1. Monica
2. Hye-soon
3. Kirk
4. Philip

Placement of adjectives

be + adjective

A doctor's job **is stressful**.
A window washer's job **is dangerous**.

adjective + noun

A doctor has **a stressful job**.
A window washer has **a dangerous job**.

A Write each sentence a different way. Then compare with a partner.

1. A doctor's job is interesting. *A doctor has an interesting job.*
2. A police officer's job is dangerous.
3. A teacher's job is stressful.
4. A plumber has a boring job.
5. An electrician has a difficult job.
6. A vendor has an easy job.

B GROUP WORK Write one job for each adjective.
Do your classmates agree?

- | | |
|---|--------------------|
| 1. exciting <i>flight attendant</i> | 4. boring |
| 2. easy | 5. difficult |
| 3. dangerous | 6. relaxing |



flight attendant

- A: A flight attendant has an exciting job.
B: I don't agree. A flight attendant's job is boring.
C: I think ...

10 INTERCHANGE 8 The perfect job

What do you want in a job? Go to Interchange 8 on page 122.

11 WORKDAY ROUTINES


GROUP WORK Ask three classmates about their jobs (or their friends' or family members' jobs). Then tell the class.

Ask about a classmate

- Do you have a job?
- Where do you work?
- What do you do, exactly?
- Is your job interesting?
- What time do you start work?
- When do you finish work?
- Do you like your job?
- What do you do after work? ...

Ask about a classmate's friend or family member

- Tell me about your ...
- Where does he/she work?
- What does he/she do, exactly?
- Is his/her job difficult?
- What time does he/she start work?
- When does he/she finish work?
- Does he/she like his/her job?
- What does he/she do after work? ...



JOB Profiles

Look at the photos. Which jobs look interesting? Why?




dog groomer

Lots of **Marco Mendez**'s friends walk on four legs. He makes these furry friends beautiful. Marco is a professional dog groomer. He likes his job a lot because it's never boring. Each dog has a different personality. What's his favorite kind of dog? He's not telling!



wedding planner

Lila Martin goes to nice restaurants, eats cake, listens to bands – and gets paid for it! Lila is a wedding planner. She chooses the place, the food, and the music for people's weddings. It's stressful because everything needs to be perfect!



video game designer

Hal Garner has his dream job. He plays video games all day long! Hal is a game designer for a large video game company. He makes new games and tests them. It's always exciting, and he almost always wins!



baker

Junko Watanabe has a sweet life. She makes bread, cookies, and cakes in her neighborhood bakery. Junko really likes her job. Her salary isn't great, but the customers love her cakes and cookies, so she's happy.

A Read the article. Who says these things? Write your guesses.

1. "I go to work very early in the morning."
2. "I know every restaurant in town."
3. "After work, I need to take a bath!"
4. "I sit down all day long!"

B Write a short description of a job, but don't write the name of the job. Then read it to the class. Your classmates guess the job.

Units 7–8 Progress check

SELF-ASSESSMENT

How well can you do these things? Check (✓) the boxes.

I can	Very well	OK	A little
Ask and answer questions about living spaces (Ex. 1)	<input type="checkbox"/>	<input type="checkbox"/>	<input type="checkbox"/>
Talk about rooms and furniture (Ex. 1)	<input type="checkbox"/>	<input type="checkbox"/>	<input type="checkbox"/>
Ask and answer questions about work (Ex. 2)	<input type="checkbox"/>	<input type="checkbox"/>	<input type="checkbox"/>
Understand descriptions of jobs (Ex. 3)	<input type="checkbox"/>	<input type="checkbox"/>	<input type="checkbox"/>
Give and respond to opinions about jobs (Ex. 4)	<input type="checkbox"/>	<input type="checkbox"/>	<input type="checkbox"/>

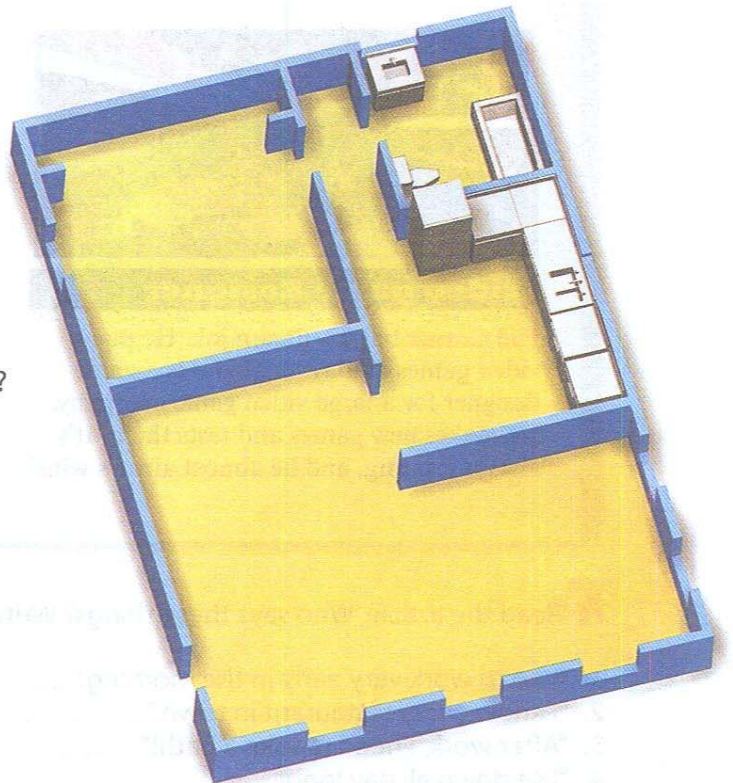
1 A NEW APARTMENT

A Imagine you are moving into this apartment. What things are in the rooms? Draw pictures. Use the furniture in the box and your own ideas.

bed	desk	lamp	sofa
chairs	dresser	mirror	table

B PAIRWORK Ask questions about your partner's apartment.

- A: I'm moving into a new apartment!
 B: That's great! Where is it?
 A: ...
 B: What's it like? Does it have many rooms?
 A: Well, it has ...
 B: Does the ... have ... ?
 A: ...
 B: Do you have a lot of furniture?
 A: Well, there's ... in the ...
 There are some ... in the ...
 B: Do you have everything you need for the apartment?
 A: No, I don't. There's no ...
 There isn't any ...
 There aren't any ...
 B: OK. Let's go shopping this weekend!



2 WHERE DOES HE WORK?

A Complete the conversations with Wh-questions.

1. A: *Where does your father work* ... ?
 B: My father? He works in a store.
 A: ?
 B: He's a salesperson.
 A: ?
 B: He likes his job a lot!
2. A: ?
 B: I'm an accountant.
 A: ?
 B: I work in an office.
 A: ?
 B: It's OK. I guess I like it.

B PAIR WORK Your partner asks the questions in part A. Answer with your own information.


3 LISTENING *Where do they work?*

Listen to Linda, Kyle, and Wendy talk about their jobs. Check (✓) the correct answers.

	Where do they work?		What do they do?	
1. Linda	<input type="checkbox"/> office	<input type="checkbox"/> store	<input type="checkbox"/> receptionist	<input type="checkbox"/> doctor
2. Kyle	<input type="checkbox"/> hospital	<input type="checkbox"/> school	<input type="checkbox"/> nurse	<input type="checkbox"/> teacher
3. Wendy	<input type="checkbox"/> hotel	<input type="checkbox"/> office	<input type="checkbox"/> manager	<input type="checkbox"/> bellhop

4 AN INTERESTING JOB

GROUP WORK What do you think of these jobs? Give your opinions.



- A: I think a farmer has a boring job.
 B: I don't really agree. I think a farmer's job is relaxing.
 C: Well, I think a farmer's job is difficult. . . .

WHAT'S NEXT?

Look at your Self-assessment again. Do you need to review anything?

9 Do we need any eggs?

1 WORD POWER Foods

A Listen and practice.

Food Guidelines

For good health, eat a lot of grains, vegetables, and fruit. Eat some dairy, meat, and other protein. Eat a little fat and oils.



B What foods do you like? What foods don't you like? Make a list. Then tell a partner.

A: I like rice, noodles, and oranges. I don't like fish, cheese, and carrots.

B: I like ...

I like
rice
noodles
oranges


I don't like
fish
cheese
carrots

2

CONVERSATION *How about some sandwiches?*

Listen and practice.

Adam: What do you want for the picnic?
 Amanda: Hmm. How about some sandwiches?
 Adam: OK. We have some chicken, but we don't have any bread.
 Amanda: And we don't have any cheese.
 Adam: Do we have any lettuce?
 Amanda: Let's see. . . No, we need some.
 Adam: Let's get some tomatoes, too.
 Amanda: OK. And let's buy some potato salad.
 Adam: All right. Everyone likes potato salad.



3

GRAMMAR FOCUS

Count and noncount nouns; some and any

Count nouns

an egg → **eggs**
a sandwich → **sandwiches**

Do we need **any** eggs?
 Yes. Let's get **some** (eggs).
 No. We **don't** need **any** (eggs).


Noncount nouns

bread
 lettuce

Do we need **any** bread?
 Yes. Let's get **some** (bread).
 No. We **don't** need **any** (bread).

A Complete the conversation with *some* or *any*.

Amanda: The store doesn't have *any* potato salad.
 Adam: Well, we have lots of potatoes. Let's make *some* !
 Amanda: OK. Do we have *some* mayonnaise?
 Adam: No. We need to buy *some* .
 Amanda: We need *some* onions, too.
 Adam: Oh, I don't want *any* onions. I hate onions!
 Amanda: Then let's get *some* celery.
 Adam: No. I don't want *any* celery in my potato salad.
 But let's put *some* apples in it.
 Amanda: Apples in potato salad? That sounds awful!



B Complete the chart with foods from Exercise 1. Then compare with a partner.

Count	Noncount
eggs	cream
.....
.....
.....
.....

4 PRONUNCIATION Sentence stress

A Listen and practice. Notice the stressed words.

A: Do we need any eggs?

A: Do we need any lettuce?

B: Yes. We need some eggs.


B: No. We don't need any lettuce.

B PAIR WORK Ask *Do we need . . . ?* questions about the food in the picture. Then look at your shopping list and answer.

A: Do we need any oranges?

B: Yes. We need some oranges. Do we need any lettuce?




A: Let's see. . . No. We don't need any lettuce.



5 SNAPSHOT

Listen and practice.

What Do You Have for Breakfast?

The United States	Japan	Mexico
		
<ul style="list-style-type: none"> <input type="checkbox"/> cereal with milk <input type="checkbox"/> fresh fruit <input type="checkbox"/> orange juice <input type="checkbox"/> coffee 	<ul style="list-style-type: none"> <input type="checkbox"/> fish <input type="checkbox"/> rice <input type="checkbox"/> soup <input type="checkbox"/> pickles <input type="checkbox"/> green tea 	<ul style="list-style-type: none"> <input type="checkbox"/> eggs <input type="checkbox"/> beans <input type="checkbox"/> tortillas <input type="checkbox"/> fresh fruit <input type="checkbox"/> sweet bread <input type="checkbox"/> coffee with milk


Source: www.about.com

What do you have for breakfast? Check (✓) the foods.
What else do you have for breakfast?

6 CONVERSATION *Fish for breakfast?*

Listen and practice.

Sarah: Let's have breakfast together on Sunday.
 Kumiko: OK. Come to my house. My family always has a Japanese-style breakfast on Sundays.
 Sarah: Really? What do you have?
 Kumiko: We usually have fish, rice, and soup.
 Sarah: Fish for breakfast? That's interesting.
 Kumiko: Sometimes we have a salad, too. And we always have green tea.
 Sarah: Well, I never eat fish for breakfast, but I like to try new things.



7 GRAMMAR FOCUS

Adverbs of frequency

always
usually
often

I **sometimes** eat breakfast.

hardly ever
never

Sometimes I eat breakfast.

Do you **ever** have fish for breakfast?

Yes, I **always** do.

Sometimes I do.

No, I **never** do.

100%

always
usually

often

sometimes

hardly ever

never

0%

A Put the adverbs in the correct places. Then practice with a partner.

A: What do you ^{usually} have for breakfast? (usually)

B: Well, I have coffee and cereal. (often)

A: Do you eat breakfast at work? (ever)

B: I have breakfast at my desk. (sometimes)

A: Do you eat rice for breakfast? (usually)

B: No, I have rice. (hardly ever)


B Unscramble the sentences.

1. I / have breakfast / on / never / weekends I never have breakfast on weekends.
2. work / I / snacks / eat / at / hardly ever
3. eat / for / pasta / dinner / sometimes / I
4. have / I / dinner / with / often / family / my

C Rewrite the sentences from part B with your own information. Then compare with a partner.


A: I always have breakfast on weekends.

B: I hardly ever have breakfast on weekends. I usually get up late.



OR
 Language
 مرکز آموزش زبان ایرانیان

8 LISTENING Really? Never?

A  Paul and Megan are talking about food. How often does Megan eat these foods? Listen and check (✓) Often, Sometimes, or Never.

	Often	Sometimes	Never
pasta	<input checked="" type="checkbox"/>	<input type="checkbox"/>	<input type="checkbox"/>
hamburgers	<input type="checkbox"/>	<input type="checkbox"/>	<input type="checkbox"/>
fish	<input type="checkbox"/>	<input type="checkbox"/>	<input type="checkbox"/>
eggs	<input type="checkbox"/>	<input type="checkbox"/>	<input type="checkbox"/>
broccoli	<input type="checkbox"/>	<input type="checkbox"/>	<input type="checkbox"/>



B GROUP WORK Do you ever eat the foods in part A? Tell your classmates.

A: I often eat pasta.
 B: Really? I never eat pasta.
 C: Well, I...

9 MEALTIME HABITS

A Add two questions about mealtime habits to the chart. Then ask two people the questions. Write their names and complete the chart.

	Name:	Name:
1. Do you always eat breakfast?
2. What time do you usually eat lunch?
3. Do you ever eat cereal for dinner?
4. Do you ever go to a restaurant for breakfast?
5. What's something you never eat for lunch?
6. What do you usually drink with dinner?
7. ?
8. ?

A: Manuel, do you always eat breakfast?
 B: No, I hardly ever do.

B CLASS ACTIVITY Tell your classmates about your partners' mealtime habits.

"Manuel hardly ever eats breakfast. But he always eats lunch and dinner..."


10 INTERCHANGE 9 Snack survey

Complete a snack survey. Go to Interchange 9 on page 123.

EATING for GOOD LUCK

Look at the pictures. On special occasions, do you ever eat any of these foods?

On New Year's Day, many people eat special foods for good luck in the new year.



Some Chinese people eat tangerines and oranges. "Tangerine" sounds like "luck" and "orange" sounds like "wealth" in the Mandarin language.



In Greece and some other Mediterranean countries, people eat pomegranates. Pomegranates bring wealth in the new year.



In Spain and some Latin American countries, people eat 12 grapes at midnight on New Year's Eve – one grape for good luck in each month of the new year.



At the end of the year in Sweden, people eat rice pudding with an almond inside. Everyone tries to find the almond for good luck in the new year.



On New Year's Day in South Korea, people eat *dduk guk* – soup with rice cakes – for strength and health in the new year.



Some Americans from southern states eat black-eyed peas and rice with collard greens. The black-eyed peas are like coins, and the greens are like dollar bills.

A Read the article. Then correct these sentences.

- In Mandarin, the word "tangerine" sounds like "wealth." ^{luck}
- Greeks eat pomegranates. Pomegranates bring health.
- People in Spain eat 12 grapes, one grape for good luck in each hour of the day.
- Swedish people eat rice pudding with money inside.
- Koreans eat soup with chocolate cake for strength and health.
- Some Americans eat black-eyed peas. Black-eyed peas are like dollar bills.

B GROUP WORK Do you eat anything special on New Year's Day for good luck? Do you do anything special? Tell your classmates.

10 What sports do you play?

1 SNAPSHOT

Listen and practice.

Sports Seasons in the U.S. and Canada

<p>In the spring, people...</p> <ul style="list-style-type: none"><input type="checkbox"/> play golf<input type="checkbox"/> play soccer<input type="checkbox"/> play basketball 	<p>In the summer, people...</p> <ul style="list-style-type: none"><input type="checkbox"/> play baseball<input type="checkbox"/> play volleyball<input type="checkbox"/> go swimming 
<p>In the fall, people...</p> <ul style="list-style-type: none"><input type="checkbox"/> play football<input type="checkbox"/> go bike riding<input type="checkbox"/> go hiking 	<p>In the winter, people...</p> <ul style="list-style-type: none"><input type="checkbox"/> play hockey<input type="checkbox"/> go ice-skating<input type="checkbox"/> go snowboarding 

Source: Adapted from ESPN Information Please Sports Almanac

What sports are popular in your country? Check (✓) the sports.
Do you like sports? What sports do you play or watch?

2 CONVERSATION I love sports.

Listen and practice.

Lauren: So, Justin, what do you do in your free time?

Justin: Well, I love sports.

Lauren: Really? What sports do you like?


Justin: My favorites are hockey, baseball, and soccer.

Lauren: Wow, you're a really good athlete!
When do you play all these sports?

Justin: Oh, I don't play these sports.

Lauren: What do you mean?

Justin: I just watch them on TV!



Simple present Wh-questions

What sports do you play?

Who do you play baseball **with**?

Where do you play?

How often do you practice?

When do you practice?

What time do you start?

I play **hockey and baseball**.

I play **with some friends from work**.

We play **at Hunter Park**.

We practice **once or twice a week**.

We practice **on Sundays**.

We start **at ten o'clock in the morning**.

A Complete the conversations with the correct Wh-question words. Then practice with a partner.

1. A: I watch sports on TV every weekend.

B: Really? *What sports* do you like to watch?

A: Soccer. It's my favorite!

B: do you usually watch soccer?

A: On Sunday afternoons.

B: And do you usually watch it?
At home?

A: No, at my friend's house. He has a really big TV!

2. A: do you go bike riding?

B: Oh, about once a month.

A: I love to go bike riding. I go every Saturday.

B: Really? do you go?

A: Usually at about one o'clock.

B: Oh, yeah? do you usually go with?

A: My sister. Come with us next time!



B Complete the conversation with Wh-questions. Then compare with a partner.

A: *What sports do you like* ?

B: I like a lot of sports, but I really love volleyball!

A: ?

B: I usually play with my sister and some friends.

A: ?


B: We practice on Saturdays.

A: ?

B: We start at about noon.

A: ?

B: We usually play in our yard, but sometimes we play at the beach.



C PAIR WORK Ask your partner five questions about sports or other activities. Then tell the class.

A: What sports do you like?

B: I don't like sports very much.

A: Oh? What do you like to do in your free time?

4 LISTENING What sports do you like?

Listen to the conversations about sports. Complete the chart.

Favorite sport	Do they play or watch it?	
	Play	Watch
1. Casey <i>golf</i>	<input checked="" type="checkbox"/>	<input type="checkbox"/>
2. John	<input type="checkbox"/>	<input type="checkbox"/>
3. Sue	<input type="checkbox"/>	<input type="checkbox"/>
4. Henry	<input type="checkbox"/>	<input type="checkbox"/>



5 FREE-TIME ACTIVITIES

Add one question about free-time activities to the chart. Then ask two people the questions. Write their names and complete the chart.

	Name:	Name:
1. What sports do you like?
2. What sports do you dislike?
3. What do you do on Sundays?
4. What do you like to do in the summer?
5. How often do you play video games?
6. ?

A: Jae-hoon, what sports do you like?

B: I like a lot of sports. My favorites are soccer and baseball.

B CLASS ACTIVITY Tell your classmates about your partners' free-time activities.

6 CONVERSATION I can't sing.

Listen and practice.

Kayla: Oh, look. There's a talent contest on Saturday. Let's enter.

Philip: I can't enter a talent contest. What can I do?

Kayla: You can sing really well.


Philip: Oh, thanks. . . Well, you can, too.

Kayla: Oh, no. I can't sing at all – but I can play the piano.

Philip: So maybe we *can* enter the contest.

Kayla: Sure. Why not?

Philip: OK. Let's practice tomorrow!



7 GRAMMAR FOCUS


Can for ability

I
You
He **can** sing very well.
She **can't** sing at all.
We
They

	you		I
Can	he	sing?	Yes, he can .
	she		No, she can't .
	we		we
	they		they

What **can** I do?
You **can** sing.
Who **can** sing?
Philip **can**.

A Kayla is talking about things she can and can't do. Complete these sentences.



1. I can't draw.



2. I fix cars.



3. I sing.



4. I ice-skate at all.



5. I play the piano.



6. I act.

B PAIRWORK Ask and answer questions about the pictures in part A.

A: Can Kayla draw?

B: No, she can't.

C GROUPWORK Can your classmates do the things in part A? Ask and answer questions.

"Can you draw, Pedro?"

8 PRONUNCIATION Can and can't

A Listen and practice. Notice the pronunciation of **can** and **can't**.









/kən/ I **can** play the piano. /kænt/ I **can't** sing at all.

B PAIRWORK Your partner reads a sentence for each number. Check (✓) the sentence you hear.

- | | | | |
|---|--|--|---|
| 1. <input type="checkbox"/> I can sing. | 2. <input type="checkbox"/> I can act. | 3. <input type="checkbox"/> I can dance. | 4. <input type="checkbox"/> I can swim. |
| <input type="checkbox"/> I can't sing. | <input type="checkbox"/> I can't act. | <input type="checkbox"/> I can't dance. | <input type="checkbox"/> I can't swim. |

9 LISTENING *I can do that!*

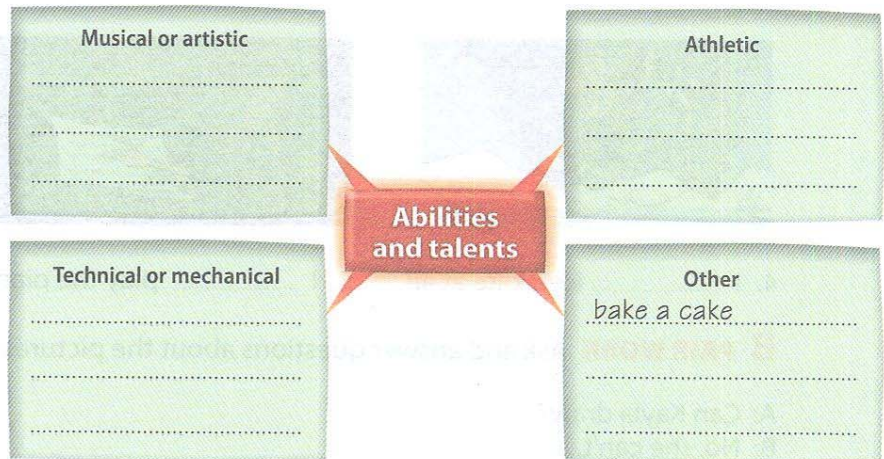
Listen to three people talk about their abilities. Check (✓) the things they can do well.

							
1. Craig	<input type="checkbox"/>	<input type="checkbox"/>	<input type="checkbox"/>	<input type="checkbox"/>	<input type="checkbox"/>	<input type="checkbox"/>	<input type="checkbox"/>
2. Julie	<input type="checkbox"/>	<input type="checkbox"/>	<input type="checkbox"/>	<input type="checkbox"/>	<input type="checkbox"/>	<input type="checkbox"/>	<input type="checkbox"/>
3. Rob	<input type="checkbox"/>	<input type="checkbox"/>	<input type="checkbox"/>	<input type="checkbox"/>	<input type="checkbox"/>	<input type="checkbox"/>	<input type="checkbox"/>

10 WORD POWER

Complete the word map with abilities and talents from the list. Then listen and check.

- ✓ bake a cake
- download a video
- do yoga
- fix a car
- play chess
- play the violin
- ride a horse
- sing English songs
- snowboard
- tell good jokes
- upload photos
- write poems



B GROUP WORK Who can do the things in part A? Make a list of guesses about your classmates.

- A: Who can bake a cake?
 B: I think Sophie can.
 C: Who can download ... ?

bake a cake - Sophie
 download a video -

C CLASS ACTIVITY Go around the room and check your guesses.

- A: Sophie, can you bake a cake?
 B: Yes, I can.

11 INTERCHANGE 10 *Hidden talents*

Learn more about your classmates' hidden talents. Go to Interchange 10 on page 124.

An interview with Shawn Johnson

How often do you think professional athletes practice?



Get a sneak peek inside the life of this U.S. gold medal-winning Olympic gymnast!



Where are you from?

Des Moines, Iowa. I live there now.

Who do you train with?

A lot of people think I have a private coach. But I train with 13 other girls at the gym!

How often do you practice?

Most athletes train about 45 hours a week. But my parents want me to have a "normal life." I train about 25 hours a week. I usually work out four hours a day during the week, and five to six hours on Saturdays. I don't practice on Sundays.

What do you eat to stay healthy?

I have to watch my diet to be a healthy gymnast. But I don't get stressed about it.

What are your favorite foods?

Chicken and steak kebabs, peaches and cream, and corn on the cob.

What do you do when you're not training?

I love to ride horses and spend time with my friends.

What do you do for good luck?

I always travel with my blankets. But I don't believe in good-luck charms!

Who are your biggest fans?

My mom, dad, and of course my coach!

A Read the interview. Then check (✓) the correct answers to the questions.

- Who does Shawn train with?
 - just her coach
 - other gymnasts
- How often does she practice?
 - 25 hours a week
 - 45 hours a week
- How much does she train on Saturdays?
 - four hours
 - five to six hours
- What does she like to do in her free time?
 - eat in restaurants
 - ride horses and be with friends
- What does she travel with?
 - a good-luck charm
 - her blankets

B GROUP WORK Do you think athletes have an easy life? Is playing a sport fun, or hard work? Discuss your reasons with your classmates.

Units 9–10 Progress check

SELF-ASSESSMENT

How well can you do these things? Check (✓) the boxes.

I can	Very well	OK	A little
Make and respond to suggestions (Ex. 1)	<input type="checkbox"/>	<input type="checkbox"/>	<input type="checkbox"/>
Talk about food and drink (Ex. 1, 2)	<input type="checkbox"/>	<input type="checkbox"/>	<input type="checkbox"/>
Ask and answer questions about eating habits (Ex. 2)	<input type="checkbox"/>	<input type="checkbox"/>	<input type="checkbox"/>
Understand descriptions of sporting activities (Ex. 3)	<input type="checkbox"/>	<input type="checkbox"/>	<input type="checkbox"/>
Ask and answer questions about likes and dislikes (Ex. 4)	<input type="checkbox"/>	<input type="checkbox"/>	<input type="checkbox"/>
Talk about job abilities (Ex. 5)	<input type="checkbox"/>	<input type="checkbox"/>	<input type="checkbox"/>

1 CLASS PICNIC

GROUP WORK Plan a class picnic. Choose two main dishes, two salads, two drinks, and two desserts. Then tell the class.

Main dishes	
Salads	
Drinks	
Desserts	

useful expressions

Do we want any . . . ?
Let's get/make some . . .
I don't want/like . . .

2 AT THE MOVIES

PAIR WORK Does your partner ever have these things at the movies? Ask questions and complete the survey.

	always	usually	sometimes	hardly ever	never
1. popcorn	<input type="checkbox"/>	<input type="checkbox"/>	<input type="checkbox"/>	<input type="checkbox"/>	<input type="checkbox"/>
2. fruit	<input type="checkbox"/>	<input type="checkbox"/>	<input type="checkbox"/>	<input type="checkbox"/>	<input type="checkbox"/>
3. soda	<input type="checkbox"/>	<input type="checkbox"/>	<input type="checkbox"/>	<input type="checkbox"/>	<input type="checkbox"/>
4. candy	<input type="checkbox"/>	<input type="checkbox"/>	<input type="checkbox"/>	<input type="checkbox"/>	<input type="checkbox"/>
5. fish	<input type="checkbox"/>	<input type="checkbox"/>	<input type="checkbox"/>	<input type="checkbox"/>	<input type="checkbox"/>
6. coffee	<input type="checkbox"/>	<input type="checkbox"/>	<input type="checkbox"/>	<input type="checkbox"/>	<input type="checkbox"/>

A: Do you have popcorn at the movies?
B: Yes, I always have popcorn.

3 LISTENING What do you play?

Listen to Jenny ask Ben about sports. Check (✓) Ben's answers.

- | | | |
|---|--|--|
| 1. <input type="checkbox"/> I play baseball. | 3. <input type="checkbox"/> At 6:30 P.M. | 5. <input type="checkbox"/> On the weekends. |
| <input type="checkbox"/> I play basketball. | <input type="checkbox"/> At 6:30 A.M. | <input type="checkbox"/> In the afternoons. |
| 2. <input type="checkbox"/> Some friends from school. | 4. <input type="checkbox"/> Every day. | 6. <input type="checkbox"/> At the park. |
| <input type="checkbox"/> Some friends from work. | <input type="checkbox"/> Every week. | <input type="checkbox"/> In the yard. |

4 WHAT DO YOU LIKE?

Complete the chart with things you love, like, and don't like.

	I love ...	I like ...	I don't like ...
Sports
Foods
Clothes

PAIR WORK Find out what your partner loves, likes, and doesn't like. Then ask more questions with *who*, *where*, *how often*, or *when*.


A: What sports do you love?

B: I love ice-skating.

A: Who do you usually go ice-skating with?

5 JOB ABILITIES

GROUP WORK What can these people do well? Make a list. Use the abilities in the box and your own ideas. Then tell the class.



chef



mechanic



artist



musician

bake
cook
draw
fix a car
fix a motorcycle
paint
play the piano
read music

A: A chef can cook very well.

B: A chef can also bake things, like cakes.

C: Also, a chef can ...

WHAT'S NEXT?

Look at your Self-assessment again. Do you need to review anything?

11 What are you going to do?

1 MONTHS AND DATES

A Listen and practice the months.

Months

January	February	March	April	May	June
July	August	September	October	November	December

B Complete the dates. Then listen and practice.

Dates

1 st	first
2 nd	second
	third
4 th	fourth
5 th	fifth
6 th	sixth
	seventh
8 th	eighth
9 th	ninth
	tenth

11 th	eleventh
	twelfth
13 th	thirteenth
14 th	fourteenth
	fifteenth
16 th	sixteenth
17 th	seventeenth
18 th	eighteenth
	nineteenth
20 th	twentieth

21 st	twenty-first
	twenty-second
23 rd	twenty-third
	twenty-fourth
25 th	twenty-fifth
	twenty-sixth
27 th	twenty-seventh
	twenty-eighth
29 th	twenty-ninth
	thirtieth
	thirty-first

C CLASS ACTIVITY Go around the room. Ask your classmates' birthdays.

A: When's your birthday?

B: It's July twenty-first. When's yours?

2 CONVERSATION *Birthday plans*

Listen and practice.

Angie: Are you going to do anything exciting this weekend?

Philip: Well, I'm going to celebrate my birthday.

Angie: Oh, happy birthday! When is it, exactly?

Philip: It's August ninth – Sunday.


Angie: So what are your plans?

Philip: I'm going to go to my friend Kayla's house.

She's going to cook a special dinner for me.

Angie: Nice! Is she going to bake a cake, too?

Philip: Bake a cake? Oh, I'm not sure.




3

GRAMMAR FOCUS

The future with be going to

- Are you **going to do** anything this weekend? Yes, I am. I'm **going to celebrate** my birthday.
No, I'm not. I'm **going to stay** home.
- Is Kayla **going to cook** dinner for you? Yes, she is. She's **going to cook** a special dinner.
No, she's not. She's **going to order** takeout.
- Are your friends **going to be** there? Yes, they are. They're **going to stop** by after dinner.
No, they're not. They're **going to be** away all weekend.

A What are these people going to do this weekend?
Write sentences. Then compare with a partner.



1. They're going to go dancing.

B PAIR WORK Is your partner going to do the things in part A this weekend? Ask and answer questions.

"Are you going to go dancing this weekend?"

4

PRONUNCIATION Reduction of going to

A Listen and practice. Notice the reduction of **going to** /gənə/.

A: Are you **going to** have a party?
B: No. I'm **going to** meet a friend.


A: Are you **going to** go to a restaurant?
B: Yes. We're **going to** go to Nick's Café.

B PAIR WORK Ask your partner about his or her evening plans. Try to reduce **going to**.

5 LISTENING Evening plans

A It's 5:30 P.M. What are these people's evening plans? Write your guesses in the chart.

B Listen to the interview. What are the people really going to do? Complete the chart.



Your guess	What they're really going to do
Michelle <i>is going to go to the gym</i>	Michelle
Kevin	Kevin
Robert	Robert
Jackie	Jackie

6 INTERCHANGE 11 Guessing game

Make guesses about your classmates' plans. Go to Interchange 11 on page 125.

7 SNAPSHOT

Listen and practice.

Holidays in the United States

New Year's Day	Valentine's Day	Independence Day	Halloween	Thanksgiving	Christmas
January 1st	February 14th	July 4th	October 31st	The fourth Thursday in November	December 25th

Source: The Concise Columbia Encyclopedia

Do you celebrate any of these holidays?
What are some holidays in your country? What's your favorite holiday?

8

CONVERSATION *Have a good Valentine's Day.*

Listen and practice.

Mona: So, Tyler, do you have any plans for Valentine's Day?

Tyler: I do. I'm going to take my girlfriend out for dinner.

Mona: Oh, really? Where are you going to eat?

Tyler: At Laguna's. It's her favorite restaurant.

Mona: How fancy! She's going to like that!

Tyler: How about you? What are you going to do?

Mona: Well, I'm not going to go to a restaurant.

I'm going to go to a dance.

Tyler: Sounds like fun. Well, have a good Valentine's Day.

Mona: Thanks. You, too.



9

GRAMMAR FOCUS**Wh-questions with be going to**

What are you going to do for Valentine's Day?

I'm going to go to a dance.

How is Mona going to get to the dance?

I'm not going to go to a restaurant.

She's going to drive.

Where are Tyler and his girlfriend going to eat?

She's not going to take the bus.

They're going to eat at Laguna's.

They're not going to eat at Nick's Café.

A Complete these conversations with the correct form of *be going to*. Then practice with a partner.

1. A: Where are you going to spend (spend) summer vacation?

B: My parents and I visit (visit) my grandparents.

2. B: Who invite (invite) you to Thanksgiving dinner?

A: I ask (ask) my family and some good friends.

3. A: What do (do) you do for Halloween?

B: I don't know. I do not do (not do) anything special.

4. A: How celebrate (celebrate) your parents New Year's Eve?

B: They go (go) to their neighbor's party.

5. A: What do (do) your sister do for her birthday?

B: Her boyfriend takes (take) her out to dinner.

B GROUP WORK Ask your classmates about their plans. Use the time expressions in the box.

A: What are you going to do tonight?

B: I'm going to go to a party.

C: Oh, really? Who's going to be there?


B: Well, Lara and Rosa are going to come. But Jeff isn't going to be there. . . .

time expressions

tonight	next week
tomorrow	next month
tomorrow afternoon	next summer
tomorrow night	next year

10 WORD POWER Ways to celebrate


A Listen and practice.



decorate



eat special food




go to a parade



give gifts



watch fireworks



play music



go on a picnic



wear special clothes

B PAIRWORK Are you going to celebrate a special day this year? Are you (or is someone you know) going to do any of the things in part A?

A: I'm going to go to a wedding next month. I'm going to wear special clothes.

B: Is it a traditional wedding?

11 HOLIDAYS AND FESTIVALS

A PAIRWORK Choose any holiday or festival. Then ask and answer these questions.

What is the holiday or festival?
When is it?
What are you going to do?
Where are you going to go?
Who's going to be there?
When are you going to go?
How are you going to get there?

A: What is the holiday or festival?

B: It's Cinco de Mayo.

A: When is it?

B: It's on May fifth.

A: What are you going to do?

B: I'm going to go to a parade. ...

Cinco de Mayo in Mexico



Setsubun in Japan



B CLASS ACTIVITY Tell the class about your partner's plans.

What are you going to do on your birthday?

Scan the article. How old is each person going to be?



Elena Buenaventura

Madrid

"My twenty-first birthday is on Saturday, and I'm going to go out with some friends. To wish me a happy birthday, they're going to pull on my ear 21 times – once for each year. It's an old custom. Some people pull on the ear just once, but my friends are very traditional!"



Mr. and Mrs. Aoki

Kyoto


"My husband is going to be 60 tomorrow. In Japan, the sixtieth birthday is called *kanreki* – it's the beginning of a new life. The color red represents a new life, so children often give something red as a present. What are our children going to give him? A red hat and vest!"



Ka-mei Shi

Taipei

"Tomorrow is my sixteenth birthday. It's a special birthday, so we're going to have a family ceremony. I'm probably going to get some money in 'lucky' envelopes from my relatives. My mother is going to cook noodles – noodles are for a long life."



Philippe Joly

Paris

"I'm going to be 30 next week, so I'm going to invite three very good friends out to dinner. In France, when you have a birthday, you often invite people out. In some countries, I know it's the opposite – people take you out."

A Read the article. Then correct these sentences.

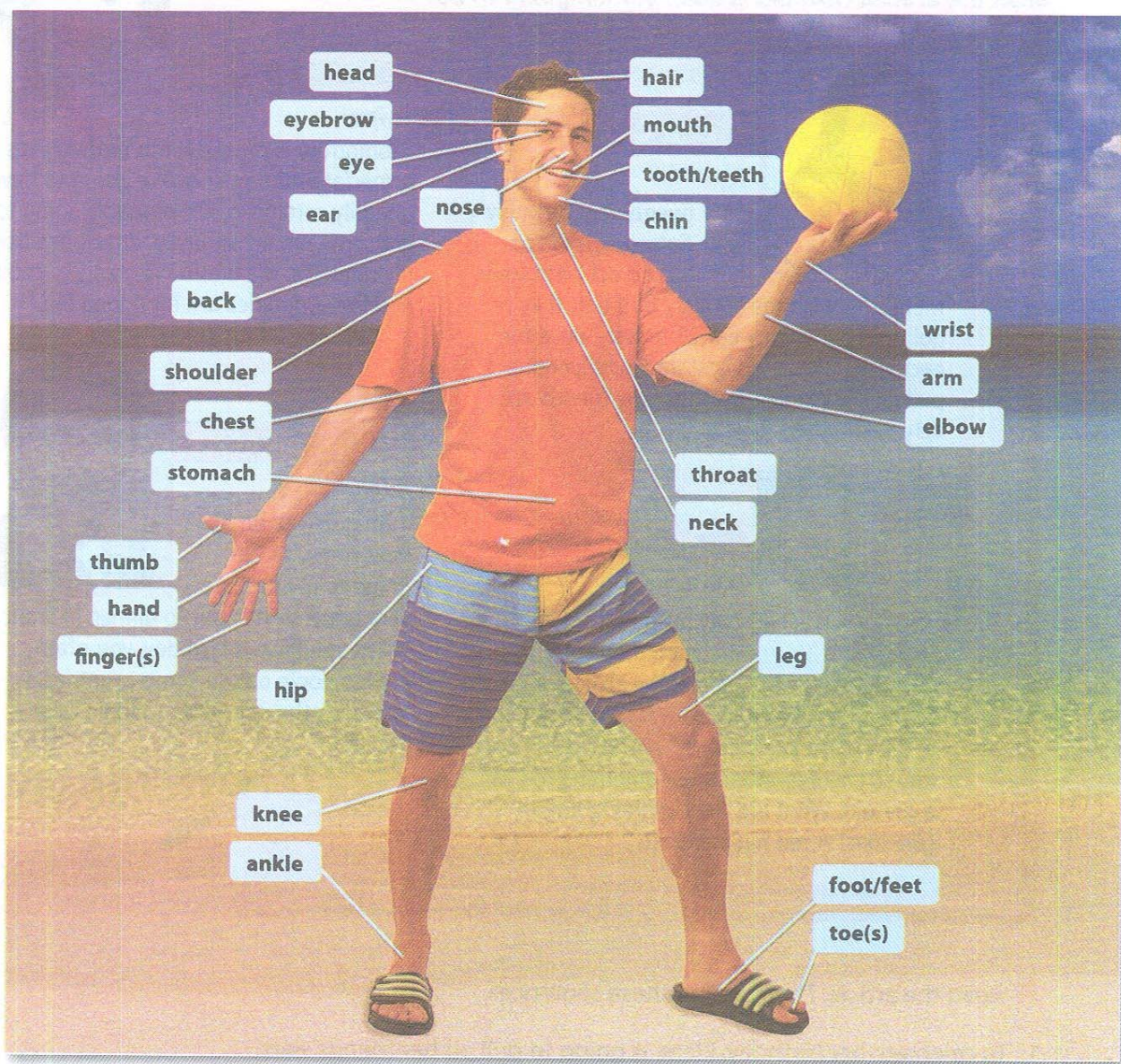
1. To celebrate her birthday, Elena is going to pull on her friends' ears.
2. Ka-mei is going to cook some noodles on her birthday.
3. On his birthday, Mr. Aoki is going to buy something red.
4. Philippe's friends are going to take him out to dinner on his birthday.

B GROUP WORK How do people usually celebrate birthdays in your country? Do you have plans for your next birthday? How about the birthday of a friend or a family member? What are you going to do? Tell your classmates.

12 What's the matter?

1 WORD POWER *Parts of the body*

A Listen and practice.



B PAIRWORK Complete these sentences.

I have one ...

I have two ...

I have ten ...

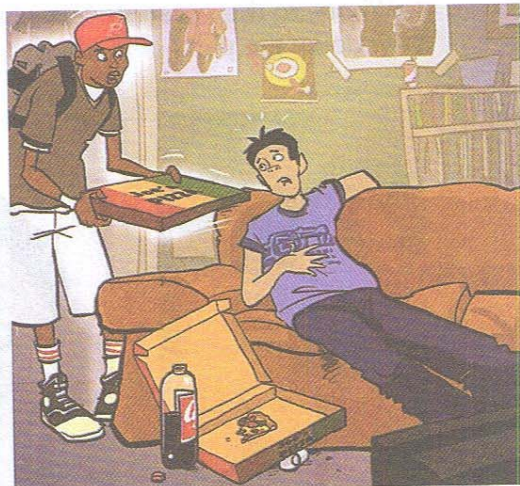
A: I have one head, one nose, one mouth, one ...

B: And I have two eyes, two ears, two elbows, two ...

2 CONVERSATION *I don't feel well.*

Listen and practice.

Steve: Hi, Kyle. How's it going?
 Kyle: Oh, hi, Steve. Not so well, actually.
 I don't feel well.
 Steve: What's the matter? Hey, you don't look so good.
 Kyle: I have a stomachache.
 Steve: That's too bad. Do you have the flu?
 Kyle: No, I just feel really sick.
 Steve: Well, do you want anything? A glass of soda?
 Kyle: No, but thanks anyway.
 Steve: Well, I'm going to have some pizza.
 Is that OK?



3 GRAMMAR FOCUS

Have + noun; feel + adjective

What's the matter?

What's wrong?

I have a headache.

I have a backache.

I have the flu.

How are you?

How do you feel?

I feel sick.

I feel better.

I don't feel well.

Negative adjectives **Positive adjectives**

horrible

fine

awful

great

terrible

terrific

miserable

fantastic

A Listen and practice. "He has a backache."



a backache



an earache



a headache



a stomachache



a toothache



a cold



a cough



a fever



the flu



dry eyes



a sore throat

B CLASS ACTIVITY Imagine you don't feel well today.
 Go around the class. Find out what's wrong with your classmates.

A: How are you today, Jun?

B: I feel terrible. I have a stomachache.

A: I'm sorry to hear that.

B: How do you feel?

useful expressions

That's good.

I'm glad to hear that.


That's too bad.

I'm sorry to hear that.

4

LISTENING *What's wrong?*

A Where do these people hurt? Guess. Write down the parts of the body.




1. Jeffrey



2. Marta



3. Ben



4. Alison

B Listen to the conversations. Check your guesses.

5

SNAPSHOT

Listen and practice.



Source: Based on information from *Almanac of the American People*

What medications do you have at home?
What are these medications for?

6

CONVERSATION *Don't work too hard.*

Listen and practice.

- Dr. Young: Hello, Ms. West. How are you today?
 Ms. West: Not so good.
 Dr. Young: What's wrong, exactly?
 Ms. West: I'm exhausted!
 Dr. Young: Hmm. Why are you so tired?
 Ms. West: I don't know. I just can't sleep at night.
 Dr. Young: OK. Let's take a look at you.

A few minutes later

- Dr. Young: I'm going to give you some pills.
 Take one pill every evening after dinner.
 Ms. West: OK.
 Dr. Young: And don't drink coffee, tea, or soda.
 Ms. West: Anything else?
 Dr. Young: Yes. Don't work too hard.
 Ms. West: All right. Thanks, Dr. Young.



7

LISTENING *Let's take a look.*

- Listen to Dr. Young talk to four other patients. What does she give them? Check (✓) the correct medications.

	Cough drops	Aspirin	Cold pills	Eyedrops	Nasal spray	Muscle cream
1. Chuck	<input type="checkbox"/>	<input type="checkbox"/>	<input type="checkbox"/>	<input type="checkbox"/>	<input type="checkbox"/>	<input type="checkbox"/>
2. Pam	<input type="checkbox"/>	<input type="checkbox"/>	<input type="checkbox"/>	<input type="checkbox"/>	<input type="checkbox"/>	<input type="checkbox"/>
3. Joey	<input type="checkbox"/>	<input type="checkbox"/>	<input type="checkbox"/>	<input type="checkbox"/>	<input type="checkbox"/>	<input type="checkbox"/>
4. Sandra	<input type="checkbox"/>	<input type="checkbox"/>	<input type="checkbox"/>	<input type="checkbox"/>	<input type="checkbox"/>	<input type="checkbox"/>

8

PRONUNCIATION *Sentence intonation*

- A Listen and practice. Notice the intonation in these sentences.

- Take some aspirin. Don't drink coffee.
 Try these eyedrops. Don't work too hard.
 Use some muscle cream. Don't exercise this week.

- B **PAIRWORK** Practice the conversation in Exercise 6 again. Pay attention to the sentence intonation.

9

GRAMMAR FOCUS

Imperatives

Get some rest.
 Drink lots of juice.
 Take one pill every evening.

Don't stay up late.
 Don't drink soda.
 Don't work too hard.

Complete these sentences. Use the correct forms of the words in the box.


✓ call	stay	not go	not drink
see	take	✓ not worry	not eat

- | | |
|-------------------------------------|--------------------|
| 1. Call a dentist. | 5. in bed. |
| 2. Don't worry too much. | 6. a doctor. |
| 3. two aspirin. | 7. coffee. |
| 4. to school. | 8. any candy. |

10

GOOD ADVICE?

A Write two pieces of advice for each problem.



- | | | | |
|---------|---------|---------|---------|
| 1. | 2. | 3. | 4. |
| | | | |

B GROUP WORK Act out the problems from part A. Your classmates give advice.

A: I feel awful!
 B: What's the matter?
 A: My feet hurt.
 B: I have an idea. Take a hot bath. And don't ...
 C: Here's another idea ...

11

INTERCHANGE 12 *Helpful advice*

Give advice for some common problems. Go to Interchange 12 on page 126.

10 Simple Ways to Improve Your Health

What are some ways to improve your health? Don't look at the article.

Believe it or not, you can greatly improve your health in 10 very simple ways.

1 Eat breakfast. Breakfast gives you energy for the morning.

2 Go for a walk. Walking is good exercise, and exercise is necessary for good health.




3 Floss your teeth. Don't just brush them. Flossing keeps your gums healthy.




4 Drink eight glasses of water every day. Water helps your body in many ways.

5 Stretch for five minutes. Stretching is important for your muscles.



6 Get enough calcium. Your bones need it. Dairy foods like yogurt, milk, and cheese have calcium.

7 Do something to challenge your brain. For example, do a crossword puzzle or read a new book.



8 Take a "time-out" — a break of about 20 minutes. Do something different. For example, get up and walk. Or sit down and listen to music.

9 Wear a seat belt. Every year, seat belts save thousands of lives.



10 Protect your skin. Use lots of moisturizer and sunscreen.



Source: Cooking Light® Magazine

A Read the article. Then complete the sentences.

1. To get exercise, *go for a walk*
2. To help your bones,
3. To help your muscles,
4. To keep your gums healthy,
5. To have energy for the morning,
6. To challenge your brain,

B GROUPWORK What things in the article do you do regularly? What else do you do for your health? Tell your classmates.

Units 11–12 Progress check

SELF-ASSESSMENT

How well can you do these things? Check (✓) the boxes.

I can	Very well	OK	A little
Ask and answer questions about future plans (Ex. 1, 2)	<input type="checkbox"/>	<input type="checkbox"/>	<input type="checkbox"/>
Use future time expressions (Ex. 2)	<input type="checkbox"/>	<input type="checkbox"/>	<input type="checkbox"/>
Understand conversations about problems (Ex. 3)	<input type="checkbox"/>	<input type="checkbox"/>	<input type="checkbox"/>
Talk about problems (Ex. 4)	<input type="checkbox"/>	<input type="checkbox"/>	<input type="checkbox"/>
Ask how people are and give advice (Ex. 4)	<input type="checkbox"/>	<input type="checkbox"/>	<input type="checkbox"/>

1 HOLIDAY SURVEY

A Complete the questions with names of different holidays.

Are you going to . . . ?	Name
eat special food on
give gifts on
have a party on
play music on
wear special clothes on

B CLASS ACTIVITY Are your classmates going to do the things in part A? Go around the class and find out. Try to write a different person's name on each line.

2 PLANS, PLANS, PLANS


Complete these questions with different time expressions. Then ask a partner the questions.

- How are you going to get home tonight ?
- What time are you going to go to bed ?
- Who's going to be here ?
- Where are you going to go ?
- What are you going to do ?
- Who are you going to eat dinner with ?

3

LISTENING *What's the matter?*

Listen to six conversations. Number the pictures from 1 to 6.



..... This person needs some ketchup.




..... This person has a backache.



..... This person can't dance very well.



.....1..... This person feels sad.



..... This person is going to ride a horse.



..... This person has the flu.

4

THAT'S GREAT ADVICE!

A Write a problem on a piece of paper. Then write advice for the problem on a different piece of paper.

My ankle hurts.

Get some muscle cream.

B CLASS ACTIVITY Put the papers with problems and the papers with advice in two different boxes. Then take a new paper from each box. Go around the class and find the right advice for your problem.

A: I feel terrible.

B: What's the matter?

A: My ankle hurts.

B: I can help. Get some eyedrops.

A: That's terrible advice!


A: I feel awful.

C: Why? What's wrong?

A: My ankle hurts.

C: I know! Get some muscle cream.


A: That's great advice. Thanks!

**WHAT'S NEXT?**


Look at your Self-assessment again. Do you need to review anything?

13 You can't miss it.


1 WORD POWER *Places and things*

A  Where can you get these things? Match the things with the places. Then listen and practice. "You can buy aspirin at a drugstore."

1. aspirin b.....
2. bread
3. a dictionary
4. gasoline
5. a sandwich
6. stamps
7. a suit
8. traveler's checks



a. a post office



b. a drugstore




c. a gas station



d. a department store



e. a bank



f. a bookstore



g. a coffee shop



h. a supermarket

B PAIR WORK What else can you get or do in the places in part A?

A: You can get a magazine at a bookstore.

B: And you can send a package at the post office.

2 LISTENING *I need a new swimsuit.*

A Listen to the Anderson family's conversations. What do they need? Where are they going to get the things? Complete the chart.

	What	Where
1. Jean	a swimsuit	
2. Mom		
3. Dad		
4. Mike		

B PAIR WORK What do you need? Where are you going to get it? Tell your partner.

"I need a snack, so I'm going to go to a coffee shop. . ."

3 CONVERSATION *It's an emergency!*

Listen and practice.

Man: Excuse me. Can you help me? Is there a public restroom around here?

Woman: A public restroom? Hmm.
I'm sorry. I don't think so.

Man: Oh, no. My son needs a restroom – now. It's an emergency!

Woman: Oh, dear. Well, there's a restroom in the department store on Main Street.


Man: Where on Main Street?

Woman: It's on the corner of Main and First Avenue.

Man: On the corner of Main and First?

Woman: Yes, it's across from the park. You can't miss it.

Man: Thanks a lot.



4 PRONUNCIATION *Compound nouns*

A Listen and practice. Notice the stress in these compound nouns.

post office

gas station

restroom

coffee shop

drugstore

bookstore

supermarket

department store

B PAIR WORK Practice these sentences. Pay attention to the stress in the compound nouns.

There's a restroom in the drugstore.

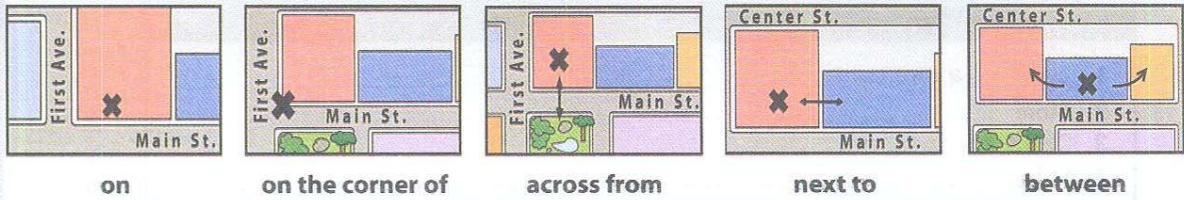
There's a bookstore in the department store.

There isn't a post office in the supermarket.

There isn't a coffee shop in the gas station.

5 GRAMMAR FOCUS

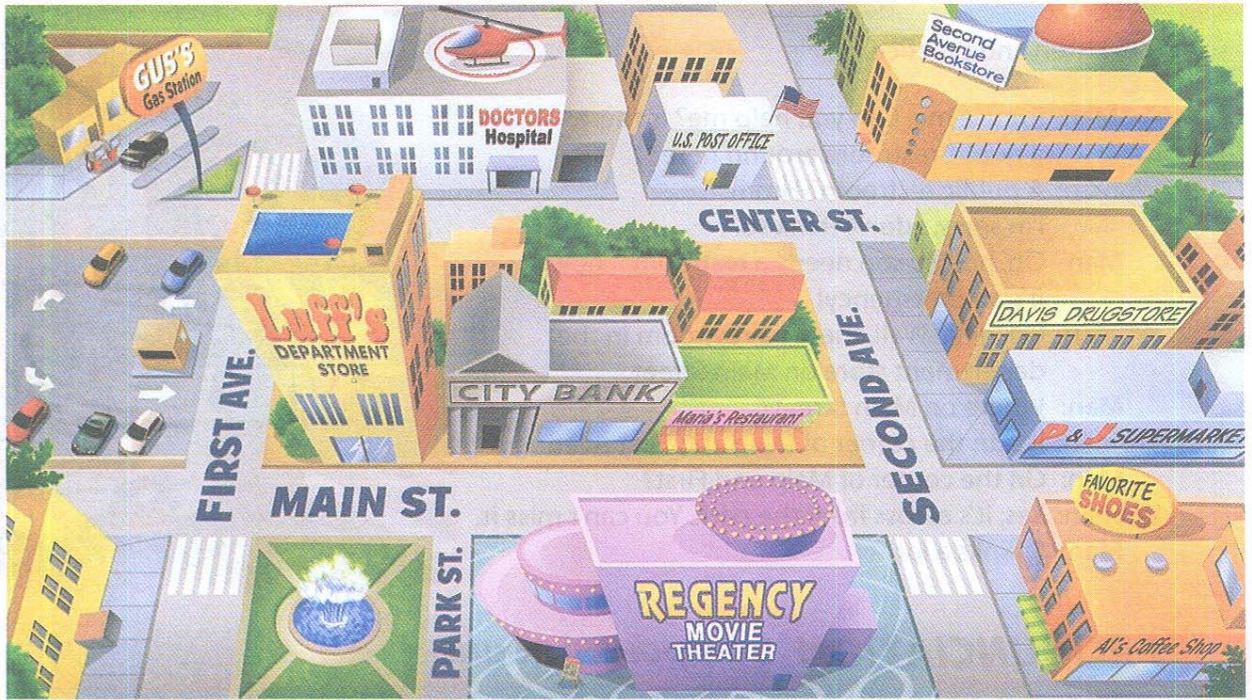
Prepositions of place



The department store is **on** Main Street.
It's **on the corner of** Main and First.
It's **across from** the park.

It's **next to** the bank.
The bank is **between** the department store **and** the restaurant.

A Look at the map and complete the sentences. Then compare with a partner.



1. The coffee shop is on Second Avenue. It's next to the shoe store.
2. The movie theater is on the corner of Park and Main. It's across from the park.
3. The gas station is on the corner of the parking lot. It's across from First and Center.
4. The post office is on the corner of Center and Second. It's across from the hospital.
5. The bank is between the restaurant and the department store. It's on Main Street.

B PAIR WORK Where are these places on the map? Ask and answer questions.

the park the drugstore the bookstore the hospital the shoe store

A: Where is the park?

B: It's between Park and First, across from the department store.

6 LISTENING *Where is it?*

▶ Look at the map in Exercise 5. Listen to four conversations. Where are the people going?

1. 2. 3. 4.

7 SNAPSHOT

▶ Listen and practice.




Source: www.iloveny.com

What do you know about these places? What makes them popular?
What are some popular tourist attractions in your country?

8 CONVERSATION *Is it far from here?*

▶ Listen and practice.

- Tourist: Excuse me, ma'am. Can you help me?
How do I get to St. Patrick's Cathedral?
- Woman: Just walk up Fifth Avenue to 50th Street.
St. Patrick's is on the right.
- Tourist: Is it near Rockefeller Center?
- Woman: Yes, it's right across from Rockefeller Center.
- Tourist: Thank you. And where is the Empire State Building? Is it far from here?
- Woman: It's right behind you. Just turn around and look up!

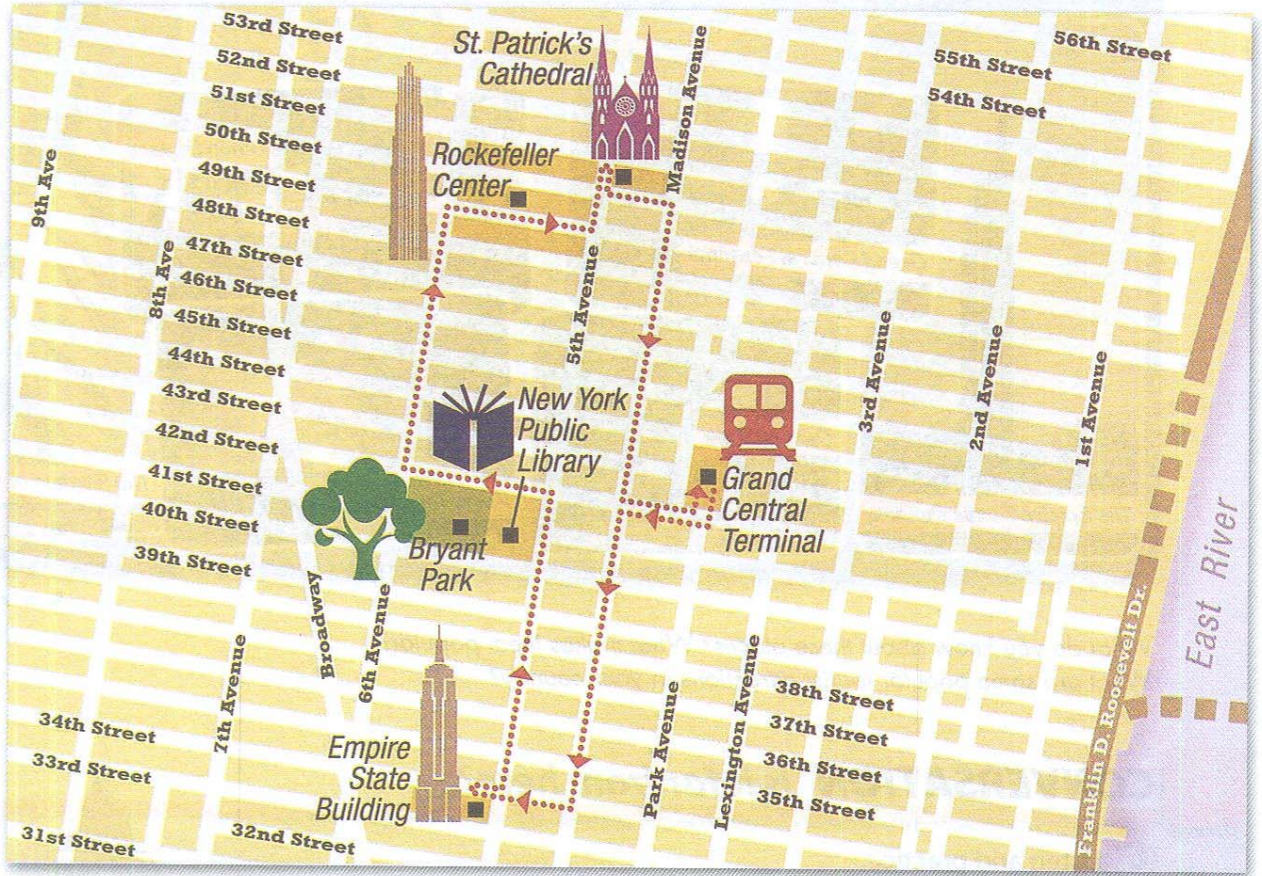


Directions

How do I get to Rockefeller Center?
Walk up/Go up Fifth Avenue.
Turn left on 49th Street.
 It's **on the right**.

How can I get to Bryant Park?
Walk down/Go down Fifth Avenue.
Turn right on 42nd Street.
 It's **on the left**.

A PAIRWORK Imagine you are tourists at Grand Central Terminal. Ask for directions. Follow the arrows.



A: Excuse me. How do I get to the Empire State Building?

B: Walk up 42nd Street. Turn left on ...

B PAIRWORK Ask for directions to places near your school.

A: How do I get to the train station?

B: Walk ...

INTERCHANGE 13 Giving directions


Student A, go to Interchange 13A on page 127; Student B, go to Interchange 13B on page 128.

Edinburgh's Royal Mile


As you read, follow the route on the map below.



1. Start your walking tour at **Edinburgh Castle**. Climb up 187 steps to the top of Castle Hill for a great view. Then take a tour of the castle.



2. Walk down the Royal Mile three blocks to **St. Giles Cathedral**. Go inside and look at the colorful windows.



3. Take a break at **Spoon Café**. Go down the Royal Mile and turn right on South Bridge. The restaurant is on the left.



4. You're almost at the **Museum of Childhood**, on the right on the Royal Mile. There's a great collection of toys, dolls, and games here.



5. Continue down the Royal Mile. Stop at the **Museum of Edinburgh** to learn about the history of Scotland's capital.



6. End your walking tour in **Holyrood Park**, right behind the museum.



A Read the tourist information. Where can you ... ?

1. rest and eat lunch
2. learn about Edinburgh's history
3. take a tour
4. see beautiful windows
5. see old games

.....

.....

.....

.....

.....


B PAIRWORK Think of places in your city or town. Plan a walking tour of your town.

14 Did you have fun?

1 SNAPSHOT

Listen and practice.

Top Eight Things People Hate to Do



Source: Based on information from *The Book of Lists*

Do you hate to do these things?
What other things do you hate to do? Why?

2 CONVERSATION *I didn't study!*

Listen and practice.

Jason: Hi, Amy. Did you have a good weekend?

Amy: Well, I had a busy weekend, so I'm a little tired today.


Jason: Really? Why?

Amy: Well, on Saturday, I exercised in the morning. Then my roommate and I cleaned, did laundry, and shopped. And then I visited my parents.

Jason: So what did you do on Sunday?

Amy: I studied for the test all day.

Jason: Oh, no! Do we have a test today?
I didn't study! I just watched TV all weekend!



3

GRAMMAR FOCUS

Simple past statements: regular verbs

I studied on Sunday.	I didn't study on Saturday.
You watched TV.	You didn't watch a movie.
She stayed home.	She didn't stay out.
We shopped for groceries.	We didn't shop for clothes.
They exercised on Saturday.	They didn't exercise on Sunday.

didn't = did not

Spelling


stay	→	stayed
watch	→	watched
exercise	→	exercised
study	→	studied
shop	→	shopped

A Tim is talking about his weekend. Complete the sentences. Then compare with a partner.

On Friday night, I waited (wait) for a phone call, but my girlfriend didn't call (not call). I just (stay) home and (watch) TV.
 On Saturday, I (visit) my friend Frank. We (talk) and (listen) to music. In the evening, he (invite) some friends over, and we (cook) a great meal. I (not work) very hard on Sunday. I (not study) at all. I just (walk) to the mall and (shop).

B Complete the sentences. Use your own information. Then compare with a partner.

1. Yesterday, I (watch) TV.
2. Last night, I (stay) home.
3. Last week, I (clean) the house.
4. Last month, I (shop) for clothes.
5. Last year, I (visit) a different country.



4

PRONUNCIATION Simple past -ed endings

A Listen and practice. Notice the pronunciation of -ed.

/t/	/d/	/ɪd/
worked watched	cleaned stayed	invited visited
.....
.....



B Listen and write these verbs under the correct sounds.

- cooked exercised listened needed shopped waited


Simple past statements: irregular verbs




I **did** my homework.
I **didn't do** laundry.




You **got up** at noon.
You **didn't get up** at 10:00.



He **went** to the museum.
He **didn't go** to the library.



We **met** our classmates.
We **didn't meet** our teacher.



You **came** home late.
You **didn't come** home early.



They **had** a picnic.
They **didn't have** a party.

A Complete the chart. Then listen and check.

Present	Past	Present	Past	Present	Past
..... buy	bought	made	saw
.....	ate	read /red/	sat
.....	felt	rode	took

B PAIRWORK Did you do the things in the pictures yesterday? Tell your partner.

"Yesterday, I did my homework. And I did laundry. ..."

6

LAST WEEKEND

A Write five things you did and five things you didn't do last weekend.

B GROUPWORK Tell your classmates about your weekend.

A: I saw a movie last weekend.

B: I didn't see a movie. But I watched TV.

C: I watched TV, too! I saw ...

Things I did

I saw a movie.

I studied.

I ...

Things I didn't do

I didn't exercise.

I didn't buy clothes.

I didn't ...

7 CONVERSATION *Did you like it?*

Listen and practice.

Laura: So, did you go anywhere last summer, Erica?

Erica: Yes, I did. My sister and I went to Arizona.
We saw the Grand Canyon.

Laura: Really? Did you like it?


Erica: Oh, yes. We loved it!

Laura: Did you go hiking?

Erica: No, we didn't. Actually, we rode horses.
And one day we went white-water rafting
on the Colorado River!

Laura: Wow! Did you have fun?

Erica: Yes, I did. But my sister didn't like the
rafting very much.



8 GRAMMAR FOCUS

Simple past yes/no questions

Did you **have** a good summer?
Yes, I **did**. I **had** a great summer.


Did you **ride** a bicycle?
No, I **didn't**. I **rode** a horse.

Did Erica **like** her vacation?
Yes, she **did**. She **liked** it a lot.

Did Erica and her sister **go** to Colorado?
No, they **didn't**. They **went** to Arizona.

A Complete the conversations. Then practice with a partner.

- A: *Did* you *have* (have) a good summer?
B: Yes, I I (have) a great summer.
I (go) to the beach a lot.
- A: you (go) anywhere last summer?
B: No, I I (stay) here. I (get)
a part-time job, so I (make) some extra money.
- A: you (take) any classes last summer?
B: Yes, I I (take) tennis lessons, and
I (play) tennis every day!
- A: you (speak) English last summer?
B: No, I But I (read) English books
and I (watch) English movies.



B PAIRWORK Ask the questions from part A.
Answer with your own information.

A: Did you have a good summer?
B: Yes, I did. I went swimming every day.

9 LISTENING *I didn't go anywhere.*

Listen to Andy, Gail, Patrick, and Fran. What did they do last summer? Check (✓) the correct answers.

- | | | | |
|------------|---|--|--|
| 1. Andy | <input type="checkbox"/> stayed home | <input type="checkbox"/> visited his brother | <input type="checkbox"/> went to the beach |
| 2. Gail | <input type="checkbox"/> saw movies | <input type="checkbox"/> read books | <input type="checkbox"/> watched TV |
| 3. Patrick | <input type="checkbox"/> went bike riding | <input type="checkbox"/> went swimming | <input type="checkbox"/> played tennis |
| 4. Fran | <input type="checkbox"/> worked in the yard | <input type="checkbox"/> got a job | <input type="checkbox"/> painted the house |

10 WORD POWER *Summer activities*

A Find two words from the list that go with each verb in the chart. Then listen and check.

- | | |
|--------------|-------------|
| camping | old friends |
| a class | a picnic |
| fun | softball |
| ✓ a job | swimming |
| ✓ a new bike | a trip |
| new people | volleyball |

get	a job	a new bike
go
have
meet
play
take

B PAIRWORK Check (✓) six things to ask your partner. Then ask and answer questions.

Did you... last summer?


- | | |
|--|---|
| <input type="checkbox"/> play any sports | <input type="checkbox"/> play any games |
| <input type="checkbox"/> buy anything interesting | <input type="checkbox"/> read any books |
| <input type="checkbox"/> eat any new foods | <input type="checkbox"/> see any movies |
| <input type="checkbox"/> meet any interesting people | <input type="checkbox"/> take any trips |
| <input type="checkbox"/> go anywhere interesting | <input type="checkbox"/> take any classes |
| <input type="checkbox"/> get a job | <input type="checkbox"/> have fun |

A: Did you play any sports last summer?

B: Yes, I did. My friends and I played basketball a lot. We...

C CLASS ACTIVITY Tell the class about your partner's summer.

"Last summer, Maria went camping with her friend Lucia. They had a lot of fun."



11 INTERCHANGE 14 *Past and present*


Are you different now from when you were a child? Go to Interchange 14 on page 129.

Did you have a good weekend?

Scan the chat room posts. Who had a terrible weekend? Who enjoyed the weekend? Who learned a lot? Who had a busy weekend?



Karen 12:45
 I had a great weekend. I went to my best friend Mariela's wedding. She got married in her parents' garden. She wore a fantastic dress! Her parents served a nice meal after the ceremony. I'm really happy for her. And her new husband is really nice!



Pete 1:19
 I didn't go outside all weekend. I had so much work to do! On Saturday, I studied all day. On Sunday, I did the dishes, cleaned my apartment, and did laundry. Sunday night, I watched a DVD for my history class. My weekend wasn't relaxing at all!



Lacey 2:02
 I had an interesting weekend. I went camping for the first time. My friends and I drove to the campsite on Saturday. First, we put up the tent. Then we built a fire, cooked dinner, and told stories. On Sunday, we went fishing. I didn't really like camping, but I learned a lot.



Jonathan 4:57
 I went to a rock concert with some friends. I had an awful time! It took three hours to drive there. I didn't like the band at all. Then on our way home, the car broke down! My parents came and got us. I finally got home at six in the morning. I'm so tired!

A Read the chat room posts. Then correct these sentences.

1. Karen got married. ...*Karen's best friend got married.*.....
2. After the wedding, everyone went out to eat.
3. Pete studied all day on Sunday.
4. He watched TV Sunday night.
5. Lacey went camping for the third time.
6. Lacey liked camping a lot.
7. Jonathan went to a rock concert with his parents.
8. It took three hours to get home after the concert.

B GROUP WORK Do you have a story about an interesting weekend? Write four sentences about it. Then tell your classmates.

Units 13–14 Progress check

SELF-ASSESSMENT

How well can you do these things? Check (✓) the boxes.

I can	Very well	OK	A little
Understand conversations about where to get things in a town (Ex. 1)	<input type="checkbox"/>	<input type="checkbox"/>	<input type="checkbox"/>
Ask and answer questions about where places are (Ex. 2)	<input type="checkbox"/>	<input type="checkbox"/>	<input type="checkbox"/>
Ask for and give directions (Ex. 2)	<input type="checkbox"/>	<input type="checkbox"/>	<input type="checkbox"/>
Talk about past activities (Ex. 3, 4)	<input type="checkbox"/>	<input type="checkbox"/>	<input type="checkbox"/>
Ask and answer questions about past activities (Ex. 4)	<input type="checkbox"/>	<input type="checkbox"/>	<input type="checkbox"/>

1 LISTENING *What are you looking for?*

Listen to the conversations. What do the people need? Where can they get or find it? Complete the chart.

What	Where
1.
2.
3.
4.

2 WHERE IS THE ... ?

A PAIR WORK Are these places near your school? Where are they? Ask and answer questions.

bank coffee shop hospital post office
bookstore department store park supermarket

A: Where is the bank?

B: It's on Second Avenue. It's across from the Korean restaurant.

B PAIR WORK Give directions from your school to the places in part A. Your partner guesses the place.

A: Go out of the school and turn left. Walk for about three minutes. It's on the right, next to the drugstore.


B: It's the coffee shop.

A: That's right!

3 MY LAST VACATION

A Write four statements about your last vacation. Two are true and two are false.

I ate at an expensive restaurant.
 It rained all day, every day.
 I didn't go to a museum.
 I read two books.



B PAIR WORK Read your statements. Your partner says "True" or "False." Who has more correct guesses?

A: On my last vacation, I ate at an expensive restaurant.
 B: False.
 A: That's right. It's false. OR Sorry. It's true.

4 LAST WEEKEND

A Check (✓) the things you did last weekend. Then add two more things you did.

- | | |
|--|--|
| <input type="checkbox"/> uploaded photos | <input type="checkbox"/> ate in a restaurant |
| <input type="checkbox"/> rode my bicycle | <input type="checkbox"/> did laundry |
| <input type="checkbox"/> cleaned the house | <input type="checkbox"/> went dancing |
| <input type="checkbox"/> played sports | <input type="checkbox"/> played video games |
| <input type="checkbox"/> went shopping | <input type="checkbox"/> talked on the phone |
| <input type="checkbox"/> went to a supermarket | <input type="checkbox"/> saw a movie |
| <input type="checkbox"/> met friends | <input type="checkbox"/> |
| <input type="checkbox"/> studied | <input type="checkbox"/> |



B PAIR WORK Ask your partner about his or her weekend.

A: Did you upload photos last weekend, Keiko?
 B: Yes, I did. I uploaded photos of my friends.
 Did you upload photos?
 A: No, I didn't. . . .

C GROUP WORK Join another pair. Tell them about your partner's weekend.

"Keiko uploaded photos of her friends."



WHAT'S NEXT?

Look at your Self-assessment again. Do you need to review anything?

15 Where did you grow up?

1 SNAPSHOT

Listen and practice.

Where Were These People Born?


1. _____ 2. _____ 3. _____ 4. _____ 5. _____



Takashi Murakami,
artist



Shakira,
singer



Christian Bale,
actor



Marion Cotillard,
actress



Jon Stewart,
TV host

- a. the U.S.
- b. Colombia
- c. France
- d. the U.K.
- e. Japan

Answers:
1.e, 2.b, 3.d, 4.c, 5.a


Source: www.biography.com

Match the people with the countries. Then check your answers at the bottom of the Snapshot. What famous people were born in your country? What do they do?

2 CONVERSATION I was born in South Korea.

Listen and practice.

- Chuck: Where were you born, Melissa?
 Melissa: I was born in South Korea.
 Chuck: Oh! So you weren't born in the U.S.
 Melissa: No, I came here in 2005.
 Chuck: Hmm. You were pretty young.
 Melissa: Yeah, I was only seventeen.
 Chuck: Did you go to college right away?
 Melissa: No, my English wasn't very good, so I took English classes for two years first.
 Chuck: Well, your English is really good now.
 Melissa: Thanks. Your English is pretty good, too.
 Chuck: I hope so! I was born here.



Past of be

I **was** born here. I **wasn't** born in the U.K.
 You **were** pretty young. You **weren't** very old.
 She **was** seventeen. She **wasn't** in college.
 We **were** at the hair salon. We **weren't** at the café.
 They **were** born in Chile. They **weren't** born in Peru.

wasn't = was not

weren't = were not


Were you in class yesterday?Yes, I **was**. / No, I **wasn't**.**Was** your first teacher American?Yes, she **was**. / No, she **wasn't**.**Were** your parents born in the U.S.?Yes, they **were**. / No, they **weren't**.

A Melissa is talking about her family. Choose the correct verb forms. Then compare with a partner.

My family and I *were* (was / were) all born in South Korea – we (wasn't / weren't) born in the U.S. I (was / were) born in the city of Incheon, and my brother (was / were) born there, too. My parents (wasn't / weren't) born in Incheon. They (was / were) born in the capital, Seoul. In South Korea, my father (was / were) a businessman and my mother (was / were) a teacher.

B PAIRWORK Look at the picture below. Ask and answer these questions.

1. Was Adam on time for class yesterday?
2. Was it English class?
3. Was it a sunny day?
4. Was it 10:00?
5. Was Mrs. Carter very angry?
6. Were Cindy and Mark late to class?
7. Were they at the board?
8. Were the windows open?



- A: Was Adam on time for class yesterday?
 B: No, he wasn't. He was late. Was it English class?

4

PRONUNCIATION *Negative contractions*

A Listen and practice.

one syllable

aren't
weren't

don't
can't

two syllables

isn't
wasn't

doesn't
didn't

B Listen and practice.

He **didn't** eat dinner because he **wasn't** hungry.
I **don't** like coffee, and she **doesn't** like tea.
This **isn't** my swimsuit. I **can't** swim.
They **weren't** here yesterday, and they **aren't** here today.



C Write four sentences with negative contractions.
Then read them to a partner.

I didn't go because my friends weren't there.

5

CONVERSATION *I grew up in Texas.*

Listen and practice.

Melissa: So, Chuck, where did you grow up?

Chuck: I grew up in Texas.

Melissa: Were you born there?

Chuck: Yeah. I was born in Dallas.

Melissa: And when did you come to Los Angeles?

Chuck: In 2000.

Melissa: How old were you then?

Chuck: I was eighteen. I went to college here.


Melissa: Oh. What was your major?

Chuck: Drama. I was an actor for five years after college.

Melissa: Really? Why did you become a hairstylist?

Chuck: Because I needed the money. And I love it. So, what do you think?

Melissa: Well, uh ...



6 GRAMMAR FOCUS

Wh-questions with did, was, and were

Where **did** you **grow up**?
 What **did** your father **do** there?
 When **did** you **come** to Los Angeles?
 Why **did** you **become** a hairstylist?

Where **were** you **born**?
 When **were** you **born**?
 How old **were** you in 2000?
 What **was** your major in college?

I **grew up** in Texas.
 He **worked** in a bank.
 I **came** to Los Angeles in 2000.
 Because I **needed** the money.

I **was born** in Dallas.
 I **was born** in 1982.
 I **was** eighteen.
 Drama. I **was** an actor for five years.

A Match the questions with the answers. Then compare with a partner.

- | | |
|---|------------------------------------|
| 1. Where were you born?e..... | a. Her name was Yumiko. |
| 2. Where did you grow up? | b. She was really friendly. |
| 3. How was your first day of school? | c. I wanted to improve my English. |
| 4. Who was your first friend in school? | d. I grew up in Tokyo. |
| 5. What was he/she like? | e. In Hiroshima, Japan. |
| 6. Why did you take this class? | f. It was a little scary. |

B PAIR WORK Ask and answer the questions in part A. Use your own information.

C GROUP WORK Ask the questions. Use a year in your answers.

- When were you born?
- When was your father born?
- When was your mother born?
- When did you turn 13?
- When did you start high school?
- When did you begin to study English?

saying years

1906 = nineteen oh six
 1986 = nineteen eighty-six
 2000 = two thousand
 2001 = two thousand (and) one
 2010 = two thousand (and) ten
 OR twenty-ten

7 LISTENING When was she born?

A Listen. When were these people born? Complete the first column of the chart.

	When were you born?	Where did you grow up?
1. Jill
2. Roger
3. Bianca
4. Ahmed

B Listen again. Where did these people grow up? Complete the second column of the chart.

8 WORD POWER

A Complete the word map with words from the list. Then listen and check.

- ✓ cafeteria
- classroom
- college
- computer lab
- elementary school
- high school
- history
- junior high school
- library
- math
- physical education
- science

Classes	Schools
.....
.....
.....
.....

School days

Places
cafeteria
.....
.....
.....

B PAIR WORK Find out about your partner's elementary, junior high, or high school days. Ask these questions. Then tell the class.


- | | |
|--|--|
| What classes did you take? | Who was your favorite teacher? Why? |
| What was your favorite class? Why? | Where did you spend your free time? Why? |
| What classes didn't you like? Why not? | What was a typical day of school like? |
| Who was your best friend? | What didn't you like about school? |

"In elementary school, Dan spent his free time in the library because he liked to read. ..."

9 WHAT DO YOU REMEMBER?

A GROUP WORK How often does this English class meet? What do you remember from your last class? Ask and answer these questions.

1. Who was in class? Who wasn't there?
2. Were you early, late, or on time?
3. Where did you sit?
4. What did you talk about?
5. What did you learn about your classmates?
6. What words did you learn?
7. Did you have any homework?
8. What did you do after class?



B CLASS ACTIVITY What does your group remember? Tell the class.

10 INTERCHANGE 15 Life events

Make a time line of your life. Go to Interchange 15 on page 130.

Turning Pain to Gain

Scan the article. Why does Mackenzie read all the time?


Seven years ago, Mackenzie Bearup hurt her knee. She was just ten years old. A week later, the pain was still there. The pain didn't stop. Then she found out about a disease called RSD. This disease tells the brain her knee is still injured, even though it isn't. There is no cure for the pain. Her knee feels terrible all the time.

Sometimes, Mackenzie felt so awful that she stayed in bed for months. It was very difficult to walk. Her doctors tried everything: medicine, exercise, and other treatments. Nothing worked . . . except books.

Mackenzie read lots of books. The books helped her stop thinking about the pain. And she decided to help other children forget their pain, too.

She found out about a treatment center for children nearby. The center had a new library, but no books. She asked all her friends and her parents' friends to give books. Then she put ads in newspapers and made a website.

Mackenzie's goal was to give 300 books to the library. But she soon had 3,000 books, and more were on the way! Today, that number is more than 40,000. She started an organization. Sheltering Books now helps children in many states in the U.S.



Mackenzie's knee still hurts all the time. But she feels better because she's helping other kids with their pain.

A Read the article. Then write a question for each answer.

- | | |
|--|---|
| 1. When did Mackenzie hurt her knee..... ? | Seven years ago. |
| 2. ? | She felt terrible. |
| 3. ? | Medicine, exercise, and other treatments. |
| 4. ? | They helped her forget her pain. |
| 5. ? | She asked her family and friends. |
| 6. ? | To give 300 books. |

B Number these events in Mackenzie's life from 1 (first) to 7 (last).

- | | |
|---------------------------------------|--|
| a. She made a website. | e. She discovered books helped her pain. |
| b. She found out about RSD. | f. She asked her friends for books. |
| 1..... c. She hurt her knee. | g. She tried lots of different treatments. |
| d. She started an organization. | |

C GROUP WORK Why do you think books help people with pain? Can you think of other things that could help? Tell your classmates.

16 Can she call you later?

1 CONVERSATION *She's in a meeting.*

Listen and practice.


Receptionist: Good morning. Digital Media.
 Tony: Hello. Can I speak to Kathy Wilson, please?
 Receptionist: I'm sorry, but she's in a meeting right now.
 Tony: Oh.
 Receptionist: Can I take a message?
 Tony: Yes, thanks. This is her friend Tony.
 Please ask her to call me at home.
 Receptionist: Does she have your number?
 Tony: Yes, she does.
 Receptionist: OK. I'll give her your message.
 Tony: Thank you so much.




2 WORD POWER *Prepositional phrases*

Listen and practice.

at home	at the mall	in bed	in the shower	on vacation
at work	at the library	in class	in the hospital	on a trip
at school	at the beach	in Mexico	in a meeting	on his/her break



at work



in a meeting



on her break

B PAIRWORK Make a list of five friends and family members. Give it to your partner. Where are these people right now? Ask and answer questions.

A: Where's your brother right now?
 B: He's on vacation. He's in Thailand.

3 LISTENING *I was in the shower.*

A Listen to Brian return three phone calls. Where was he? Complete the sentences.

1. He was in the shower
2. He was
3. He was

B Listen again. What did the callers ask? Correct the questions.

1. Donna: "Can you please call?"
2. Jun: "Can I see your notes from class today?"
3. Ruth: "Can you study on Saturday night?"

4 GRAMMAR FOCUS

Subject and object pronouns

Subjects


I
You
He
She got Tony's message.
We
They

Objects

me
you
him
 Tony left **her** a message.
us
them

A Complete the phone conversations with the correct pronouns. Then practice with a partner.

1. A: Can I speak with Ms. Fee, please?
 B: 's not here. But maybe can help you.
 A: Please give my new phone number. It's 555-2981.
2. A: Hi, this is David. Is Mr. Roberts there?
 B: 'm sorry, but 's not here right now.
 Do you want to leave a message?
 A: Yes. Please tell to call me at work.
3. A: Hello, this is Carol's Café. Are Kate and Joe in?
 B: No, 're not. Can help you?
 A: found Kate and Joe's keys. left on the table.
 B: Just bring the keys. I can give to Kate and Joe.
 A: I'm sorry, but can't. Can Kate and Joe call ?
 B: OK.



B PAIR WORK Roleplay this phone conversation.

Student A: "Call" your friend Calvin. He needs your new phone number.
Student B: Answer the phone. Calvin is not in. Take a message.

C PAIR WORK Change roles. This time give an email address.

5 SNAPSHOT

Listen and practice.

Popular Activities in the U.S.

 <input type="radio"/> go to the movies	 <input type="radio"/> go to a concert	 <input type="radio"/> go to an amusement park
 <input type="radio"/> see a sports event	 <input type="radio"/> go to an art festival	 <input type="radio"/> see a play

Source: The U.S. Census Bureau

Check (✓) the activities that are popular in your country.
What other activities are popular in your country?
What are your favorite activities? Why?

6 CONVERSATION I'd love to!

Listen and practice.

Tony: Hello?
Kathy: Hi, Tony. It's Kathy. I got your message.
Tony: Hi. Thanks for calling me back. Sorry I called you at work.
Kathy: Oh, that's OK. But I have to get back soon. What's up?
Tony: Well, do you want to see a movie with me tonight?
Kathy: Tonight? I'm sorry, but I can't. I have to work late tonight.
Tony: Oh, that's too bad. How about tomorrow night?
Kathy: Uh, ... sure. I'd love to. What time do you want to meet?
Tony: How about around seven o'clock?
Kathy: Terrific!



7

PRONUNCIATION Reduction of *want to* and *have to*

A Listen and practice. Notice the reduction of **want to** and **have to**.

/wanə/

A: Do you **want to** go to a party with me tonight?

/hæftə/

B: I'm sorry, but I can't. I **have to** study for a test.

B PAIR WORK Practice the conversation in Exercise 6 again. Try to reduce **want to** and **have to**.



go to a party

8

GRAMMAR FOCUS**Invitations; verb + to**

Do you want to see a movie with me tonight?

Sure. I'd really **like to** see a good comedy.

I'd **like to** (see a movie), but I **have to** work late.

I'd = I would

Would you like to go to an art festival?

Yes, I'd **love to** (go to an art festival)!

I'd **like to** (go), but I **need to** study.

A Complete the invitations. Then match them with the responses.

Invitations

1. Would you like to go to an amusement park this weekend? d
2. Do you go to a basketball game tomorrow night?
3. Would you see a play tonight?
4. Do you go swimming on Saturday?
5. Do you play soccer after school today?
6. Would you go to a hip-hop concert on Saturday night?

Responses

- a. I'd like to, but I don't have a swimsuit!
- b. I'm sorry, but I have to talk to the teacher after school.
- c. I don't really like basketball. Do you want to do something else?
- d. I'd like to, but I can't. I'm going to go on a trip this weekend.
- e. Yes, I'd love to. It's my favorite type of music.
- f. Tonight? I can't. I need to help my parents.

B PAIR WORK Practice the invitations from part A. Respond with your own information.

A: Would you like to go to an amusement park this weekend?


B: I'd like to, but I can't. I have to ...

9

EXCUSES, EXCUSES!

A Do you ever use these excuses? Check (✓) Often, Sometimes, or Never. Compare with a partner.

	Often	Sometimes	Never
I have to babysit.	<input type="checkbox"/>	<input type="checkbox"/>	<input type="checkbox"/>
I need to study for a test.	<input type="checkbox"/>	<input type="checkbox"/>	<input type="checkbox"/>
I have to work late.	<input type="checkbox"/>	<input type="checkbox"/>	<input type="checkbox"/>
I need to go to bed early.	<input type="checkbox"/>	<input type="checkbox"/>	<input type="checkbox"/>
I want to visit my family.	<input type="checkbox"/>	<input type="checkbox"/>	<input type="checkbox"/>
I have a class.	<input type="checkbox"/>	<input type="checkbox"/>	<input type="checkbox"/>
I have a headache.	<input type="checkbox"/>	<input type="checkbox"/>	<input type="checkbox"/>
I'm not feeling well.	<input type="checkbox"/>	<input type="checkbox"/>	<input type="checkbox"/>
I need to do laundry.	<input type="checkbox"/>	<input type="checkbox"/>	<input type="checkbox"/>
I already have plans.	<input type="checkbox"/>	<input type="checkbox"/>	<input type="checkbox"/>



B Write down three things you want to do this weekend.

I want to go to the baseball game on Saturday.

C CLASS ACTIVITY Go around the class and invite your classmates to do the things from part B. Your classmates respond with excuses.

A: Would you like to go to the baseball game on Saturday?
 B: I'm sorry, but I can't. I need to do laundry on Saturday.

10 **LISTENING** *I'd love to, but...*

A Tony invited some people to a party. Listen to his voice-mail messages. Who can come? Who can't come? Check (✓) the correct answers.

	Can come	Can't come	Excuse
1. Roy	<input type="checkbox"/>	<input type="checkbox"/>
2. Angie	<input type="checkbox"/>	<input type="checkbox"/>
3. Brad	<input type="checkbox"/>	<input type="checkbox"/>
4. Teresa	<input type="checkbox"/>	<input type="checkbox"/>
5. Aaron	<input type="checkbox"/>	<input type="checkbox"/>



B Listen again. Why can't some people come? Write their excuses.

11 **INTERCHANGE 16** *Let's make a date!*

Make a date with your classmates. Go to Interchange 16 on page 131.



Around Los Angeles this weekend

search

Look at the events. Which would you like to go to? Number the pictures from 1 (very interesting) to 5 (not interesting).

HOME

EVENTS

RESTAURANTS

SHOPPING

HOTELS

CELEBRITIES

DEALS

Friday Saturday Sunday



Festivals:
Bella Via Street Painting Festival

Santa Clarita
All day
Bella Via is Italian for "beautiful street." Watch as artists turn the streets into works of art. This event features food, live music, a 5-kilometer race, and children's activities.



Music:
Concert at Hollywood Bowl

7:00 P.M. to midnight
Come hear some great music under the stars! Six terrific bands are going to get your feet moving. Sandwiches, pizza, and drinks for sale.




Movies:
Los Angeles Film Festival

Various Theaters in Westwood
Check listings for times.
Do you want to see the best North American films of the year? More than 200 films. Seats sell out fast, so get tickets now.


Art:
Fiesta Hermosa Arts and Crafts Fair

Hermosa Beach
Starts at 11:00 A.M.
Do you need to decorate your home? Visit this colorful art fair. Find paintings, crafts, and photographs. Jewelry, too! Food and live music.



Attractions:
Aquarium of the Pacific

Whale Tour
11:30 A.M. and 3:00 P.M.
Do you want to see the largest animal on the planet? Go on a boat tour and learn about the amazing blue whale. Then visit the aquarium to see thousands of beautiful fish and sea birds.



A Read the web page. Where can you do these things? Write two places.

1. buy clothes or jewelry
2. buy food
3. sit indoors
4. be outdoors
5. see a live performance

.....

.....

.....

.....

.....

B GROUP WORK Where do you like to go in your city or town? What events do you like? Tell your classmates.

Units 15–16 Progress check

SELF-ASSESSMENT

How well can you do these things? Check (✓) the boxes.

I can	Very well	OK	A little
Talk about my past (Ex. 1)	<input type="checkbox"/>	<input type="checkbox"/>	<input type="checkbox"/>
Ask about famous people using simple past yes/no questions (Ex. 2)	<input type="checkbox"/>	<input type="checkbox"/>	<input type="checkbox"/>
Ask and answer questions about someone's past (Ex. 2)	<input type="checkbox"/>	<input type="checkbox"/>	<input type="checkbox"/>
Understand phone calls and leave or pass on messages (Ex. 3)	<input type="checkbox"/>	<input type="checkbox"/>	<input type="checkbox"/>
Ask and answer questions about things I want, need, and have to do (Ex. 4)	<input type="checkbox"/>	<input type="checkbox"/>	<input type="checkbox"/>
Make and respond to invitations (Ex. 5)	<input type="checkbox"/>	<input type="checkbox"/>	<input type="checkbox"/>

1 INTERVIEW

A PAIR WORK Choose three years in your partner's life. Then ask your partner the questions and complete the chart.

	19_____	20_____	20_____
How old were you in . . . ?
Where were your friends in . . . ?
What were you like in . . . ?

B CLASS ACTIVITY Tell the class about your partner's life.

"In 1999, Raul was four. He . . ."

2 WHO WAS HE?

GROUP WORK Think of a famous person from the past. Your classmates ask yes/no questions to guess the person.


Was he/she born in . . . ?
 Was he/she a singer? an actor?
 Was he/she tall? heavy? good-looking?

A: I'm thinking of a famous man from the past.

B: Was he born in the U.S.?

A: No, he wasn't.

C: Was he . . . ?



3 LISTENING On the phone


Listen and check (✓) the best response.

- | | |
|---|--|
| 1. <input type="checkbox"/> Yes. Please tell her to call me.
<input type="checkbox"/> Yes. Please tell him to call me. | 4. <input type="checkbox"/> I'm going to visit my parents.
<input type="checkbox"/> I had a terrible headache. |
| 2. <input type="checkbox"/> Sure. Does he have your number?
<input type="checkbox"/> No, sorry. He's not here right now. | 5. <input type="checkbox"/> I'd love to, but I can't.
<input type="checkbox"/> No, I didn't go. I was at work. |
| 3. <input type="checkbox"/> Yes, you do.
<input type="checkbox"/> No, I don't. | 6. <input type="checkbox"/> I'm sorry. He's not here right now.
<input type="checkbox"/> No, Sandra is at work right now. |

4 FIND SOMEONE WHO ...

A CLASS ACTIVITY Go around the class. Ask questions to complete the chart. Try to write a different name on each line.

Find someone who ...	Name
needs to do laundry this weekend
wants to go home early
has to babysit this week
wants to go shopping this weekend
wants to see a movie tonight
has to go to the doctor this week
needs to work this weekend
doesn't want to do homework tonight



A: Megumi, do you need to do laundry this weekend?
B: Yes, I do.

B PAIRWORK Share your answers with a partner.

5 INVITATIONS

A Make a list of five things you want to do this weekend.

B CLASS ACTIVITY Go around the class. Invite your classmates to do the things from part A. Your classmates accept or refuse the invitations.

A: Would you like to go to a museum this weekend?

B: I'm sorry, but I can't. I have to ...

C: Do you want to go to a soccer match on Sunday?

D: Sure, I'd love to! When would you like to ...?

WHAT'S NEXT?

Look at your Self-assessment again. Do you need to review anything?

Interchange activities

interchange 1 FAMOUS CLASSMATES

A Imagine you are a famous person. Write your name, phone number, and email address on the card.

Name: Rafael Nadal
Phone: 646-555-0831
Email: rafaelnadal@cup.org

Name:
Phone:
Email:

B CLASS ACTIVITY Go around the class. Introduce yourself to three "famous people." Ask and answer questions to complete the cards.

- A: Hi. My name is Angelina Jolie.
- B: I'm Rafael Nadal. Nice to meet you, Angelina.
- A: Rafael, what's your email address?
- B: It's R-A-F-A-E-L N-A-D-A-L at C-U-P dot O-R-G.
- A: I'm sorry. Can you repeat that?


useful expressions

I'm sorry.
Can you repeat that?
How do you spell that?

Name:
Phone:
Email:

Name:
Phone:
Email:

Name:
Phone:
Email:



interchange 2 FIND THE DIFFERENCES


PAIR WORK How are the two pictures different?
Ask questions to find the differences.

A: Where are the sunglasses?

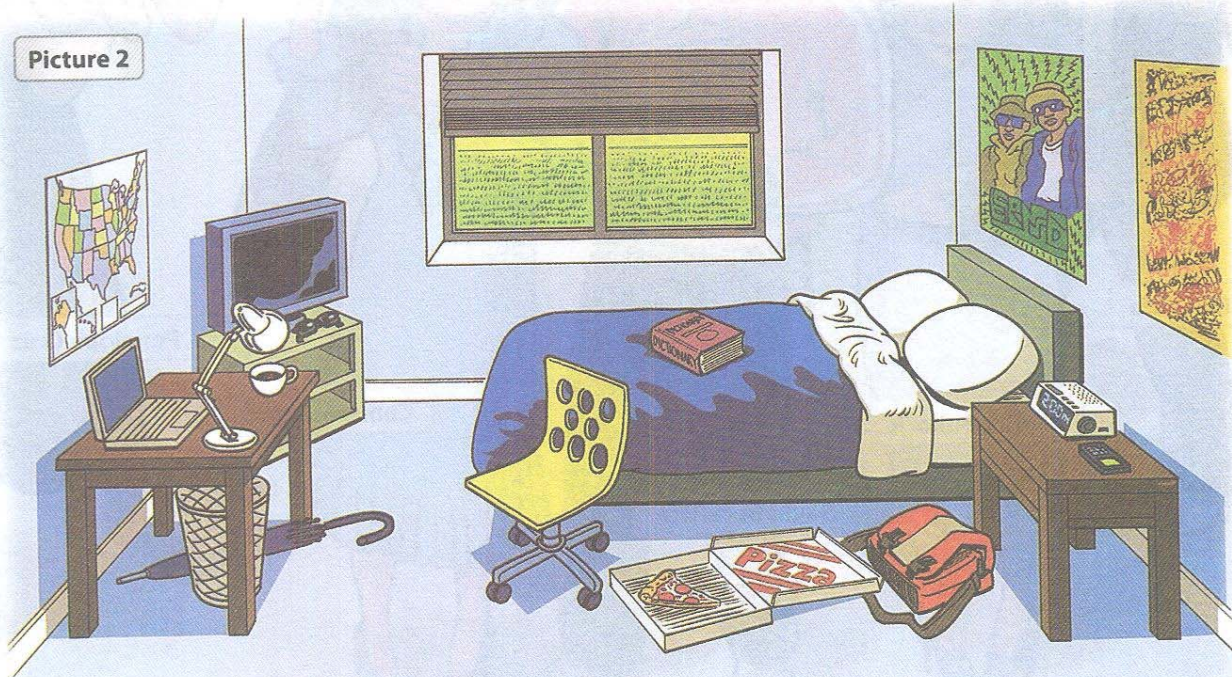
B: In picture 1, they're next to the television.

A: In picture 2, they're in front of the television.

Picture 1



Picture 2



interchange 4 CELEBRITY FASHIONS

GROUP WORK Take turns. Describe the people at the party. Don't say the person's name. Your classmates guess the person.

A: He's wearing blue jeans, a yellow shirt, and a black jacket. Who is it?

B: Is it Daniel Radcliffe?

A: No, it isn't.


C: Is it Will Smith?

A: That's right.

B: They're wearing dresses. Who are they?

C: Are they Sandra Bullock and Cameron Diaz?

B: That's right.



Will Smith




Kristen Stewart



Daniel Radcliffe




Sandra Bullock



David Beckham



Cameron Diaz



Penelope Cruz



Jennifer Lopez

George Clooney

Robert Pattinson

Helen Mirren

Prince William

Anne Hathaway

Rain

Jackie Chan


Johnny Depp

interchange 3 BOARD GAME

A PAIR WORK Play the board game. Follow these instructions.

1. Choose a marker. Place it on **Start**.
2. Student A tosses a coin and moves one or two spaces.

"Heads" means move two spaces.
"Tails" means move one space.




3. Student A asks Student B a question with the words in the space.
4. Take turns. Continue until both markers are on **Finish**.

A: It's "heads." I move two spaces. What's your last name?
B: It's Lee. Now it's my turn!

useful expressions

It's your turn.
It's my turn.
I don't know.




B CLASS ACTIVITY Tell the class two things about your partner.

"Ricardo is from Quito. Quito is beautiful and very exciting."

WHAT'S WRONG WITH THIS PICTURE?

GROUP WORK What's wrong with this picture? Tell your classmates.

"Ellen is swimming, but she's wearing high heels and a hat!"




interchange 6 CLASS SURVEY

A CLASS ACTIVITY Go around the class and find this information. Try to write a different name on each line.

Find someone who ...


	Name		Name
gets up at 5:00 A.M. on weekdays	takes a bus to class
gets up at noon on Saturdays	rides a motorcycle to class
does homework on Sunday night	cooks on weekends
works at night	plays the drums
works on weekends	has two brothers
has a pet	checks email every day
lives in the suburbs	speaks three languages
lives alone	doesn't eat breakfast



have a pet



play the drums



speak three languages


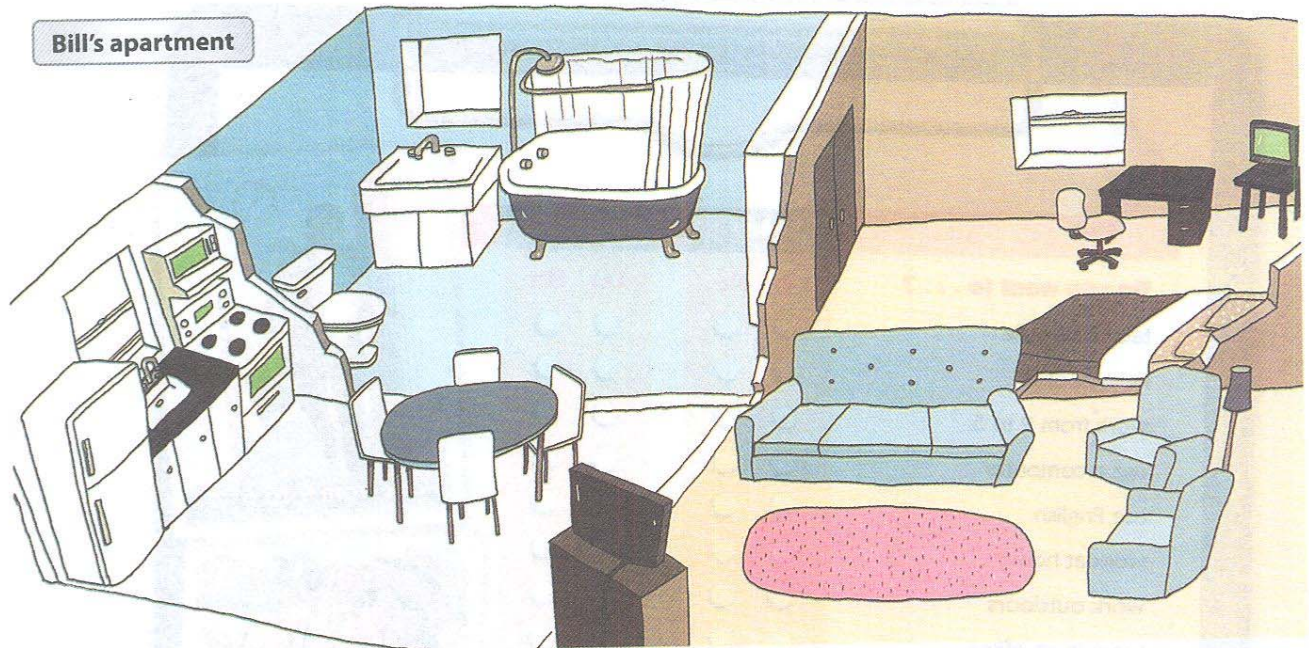
- A: Do you get up at 5:00 A.M. on weekends, Jung-ho?
- B: No, I get up at 7:00 A.M.
- A: Do you get up at 5:00 A.M. on weekdays, Victor?
- C: Yes, I get up at 5:00 A.M. every day.

B GROUP WORK Compare your answers.

- A: Victor gets up at 5:00 A.M.
- B: Maria gets up at 5:00 A.M., too.
- C: Jung-ho gets up at ...

interchange 7 FIND THE DIFFERENCES

A PAIRWORK Find the differences between Bill's apartment and Rachel's apartment.



- A: There are four chairs in Bill's kitchen, but there are three chairs in Rachel's kitchen.
B: There's a sofa in Bill's living room, but there's no sofa in Rachel's living room.

B GROUP WORK Compare your answers.

interchange 8 THE PERFECT JOB

A PAIRWORK Imagine you're looking for a job. What do you want to do? First, check (✓) your answers to the questions. Then ask your partner the same questions.

Do you want to ... ?	Me		My partner	
	Yes	No	Yes	No
talk to people	<input type="checkbox"/>	<input type="checkbox"/>	<input type="checkbox"/>	<input type="checkbox"/>
help people	<input type="checkbox"/>	<input type="checkbox"/>	<input type="checkbox"/>	<input type="checkbox"/>
work from 9 to 5	<input type="checkbox"/>	<input type="checkbox"/>	<input type="checkbox"/>	<input type="checkbox"/>
use a computer	<input type="checkbox"/>	<input type="checkbox"/>	<input type="checkbox"/>	<input type="checkbox"/>
use English	<input type="checkbox"/>	<input type="checkbox"/>	<input type="checkbox"/>	<input type="checkbox"/>
work at home	<input type="checkbox"/>	<input type="checkbox"/>	<input type="checkbox"/>	<input type="checkbox"/>
work outdoors	<input type="checkbox"/>	<input type="checkbox"/>	<input type="checkbox"/>	<input type="checkbox"/>
work in an office	<input type="checkbox"/>	<input type="checkbox"/>	<input type="checkbox"/>	<input type="checkbox"/>
perform in front of people	<input type="checkbox"/>	<input type="checkbox"/>	<input type="checkbox"/>	<input type="checkbox"/>
be on TV	<input type="checkbox"/>	<input type="checkbox"/>	<input type="checkbox"/>	<input type="checkbox"/>
travel	<input type="checkbox"/>	<input type="checkbox"/>	<input type="checkbox"/>	<input type="checkbox"/>
work with a team	<input type="checkbox"/>	<input type="checkbox"/>	<input type="checkbox"/>	<input type="checkbox"/>
wear a suit	<input type="checkbox"/>	<input type="checkbox"/>	<input type="checkbox"/>	<input type="checkbox"/>
wear blue jeans	<input type="checkbox"/>	<input type="checkbox"/>	<input type="checkbox"/>	<input type="checkbox"/>
have an exciting job	<input type="checkbox"/>	<input type="checkbox"/>	<input type="checkbox"/>	<input type="checkbox"/>
have a relaxing job	<input type="checkbox"/>	<input type="checkbox"/>	<input type="checkbox"/>	<input type="checkbox"/>



work from 9 to 5



work outdoors



be on TV



perform in front of people



work with a team

B PAIRWORK Think of a good job for your partner.

A: You want to use English, travel, and have an exciting job.

Do you want to be a tour guide?

B: No, a tour guide's job is very stressful.

A: Well, do you want to be ... ?

A Complete the snack survey. Use these foods and other foods you know.









Snacks I often eat	Snacks I sometimes eat	Snacks I never eat
.....
.....
.....
.....
.....
.....

B PAIRWORK Compare your information.

- A: I often eat watermelon.
- B: I never eat watermelon. I sometimes eat popcorn.

A CLASS ACTIVITY Go around the class. Find someone who can and someone who can't do each thing. Try to write a different name on each line.

Can you ... ?	Names	
	Can	Can't
play two musical instruments
whistle a song
say "Hello" in three languages
swim underwater
raise one eyebrow
do a handstand
fix a computer
make your own clothes
say the alphabet backward
wiggle your ears

 whistle a song	 raise one eyebrow	 do a handstand
 make your own clothes	 say the alphabet backward	 wiggle your ears










A: Can you play two musical instruments?
 B: Yes, I can. OR No, I can't.

B CLASS ACTIVITY Share your answers with the class.

"Mei-li can't play two musical instruments, but Claudia can. She can play the violin and the piano."

C Do you have any other "hidden talents"?

A PAIRWORK Is your partner going to do any of these things? Check (✓) your guesses.

Is your partner going to ... ?	My guesses		My partner's answers	
	Yes	No	Yes	No
1. have a snack after class 	<input type="checkbox"/>	<input type="checkbox"/>	<input type="checkbox"/>	<input type="checkbox"/>
2. watch TV tonight 	<input type="checkbox"/>	<input type="checkbox"/>	<input type="checkbox"/>	<input type="checkbox"/>
3. go to bed late tomorrow night	<input type="checkbox"/>	<input type="checkbox"/>	<input type="checkbox"/>	<input type="checkbox"/>
4. go out with friends tomorrow night 	<input type="checkbox"/>	<input type="checkbox"/>	<input type="checkbox"/>	<input type="checkbox"/>
5. go dancing this weekend 	<input type="checkbox"/>	<input type="checkbox"/>	<input type="checkbox"/>	<input type="checkbox"/>
6. eat at a restaurant this weekend 	<input type="checkbox"/>	<input type="checkbox"/>	<input type="checkbox"/>	<input type="checkbox"/>
7. go to the gym next week 	<input type="checkbox"/>	<input type="checkbox"/>	<input type="checkbox"/>	<input type="checkbox"/>
8. buy something expensive this month 	<input type="checkbox"/>	<input type="checkbox"/>	<input type="checkbox"/>	<input type="checkbox"/>
9. go on a trip next month 	<input type="checkbox"/>	<input type="checkbox"/>	<input type="checkbox"/>	<input type="checkbox"/>
10. get a job next summer 	<input type="checkbox"/>	<input type="checkbox"/>	<input type="checkbox"/>	<input type="checkbox"/>







B PAIRWORK Ask and answer questions to check your guesses.

- A: Are you going to watch TV tonight?
 B: Yes, I am. I'm going to watch my favorite show.

C CLASS ACTIVITY How many of your guesses are correct?
 Who has the most correct guesses?

interchange 12 **HELPFUL ADVICE**

A PAIRWORK Imagine you have these problems. Your partner gives advice.



A: I don't have any energy. . . .
B: Eat a good breakfast every day. Don't . . .

B CLASS ACTIVITY Think of a problem you have. Then tell the class. Your classmates give advice.

A: I don't understand this activity.
B: Read the instructions again.
C: Don't worry! Ask the teacher.

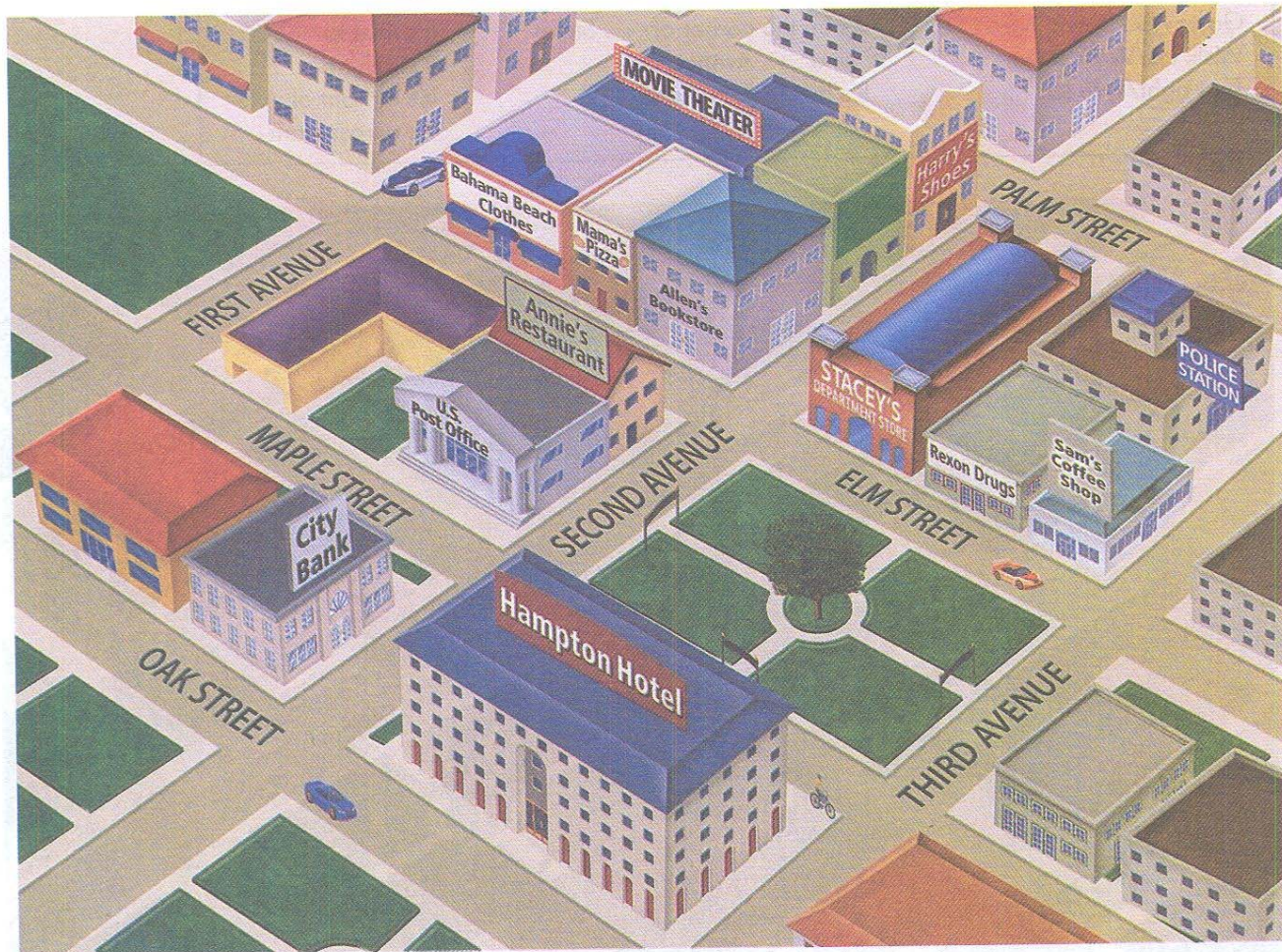
Student A

A PAIR WORK Look at the map. You are on Third Avenue between Maple and Oak Streets. Ask your partner for directions to these places. (There are no signs for these places on your map.) Then label the buildings.

garage supermarket flower shop

A: Excuse me. How do I get to the garage?

B: Walk down Third Avenue to . . .



B PAIR WORK Your partner asks you for directions to three places. (There are signs for these places on your map.) Use the expressions in the box to give directions.

Go up/Go down . . .	It's on the corner of . . . Street	It's next to . . .
Walk up/Walk down . . .	and . . . Avenue.	It's behind . . .
Turn right/Turn left . . .	It's between . . . and . . .	It's in front of . . .
		It's across from . . .


Student B

A PAIRWORK Look at the map. You are on Third Avenue between Maple and Oak Streets. Your partner asks you for directions to three places. (There are signs for these places on your map.) Use the expressions in the box to give directions.

A: Excuse me. How do I get to the garage?

B: Walk down Third Avenue to ...

Go up/Go down ...	It's on the corner of ... Street	It's next to ...
Walk up/Walk down ...	and ... Avenue.	It's behind ...
Turn right/Turn left ...	It's between ... and ...	It's in front of ...
		It's across from ...



B PAIRWORK Ask your partner for directions to these places. (There are no signs for these places on your map.) Then label the buildings.

- coffee shop
- shoe store
- bookstore

interchange 14 PAST AND PRESENT

A PAIRWORK Ask your partner questions about his or her past and present. Check (✓) the answers.

A: Did you argue with your friends as a child?
B: Yes, I did. OR No, I didn't.


A: Do you argue with your friends now?
B: Yes, I do. OR No, I don't.

Did you ... as a child? Do you ... now?


	As a child		Now	
	Yes	No	Yes	No
argue with your friends	<input type="checkbox"/>	<input type="checkbox"/>	<input type="checkbox"/>	<input type="checkbox"/>
clean your room	<input type="checkbox"/>	<input type="checkbox"/>	<input type="checkbox"/>	<input type="checkbox"/>
make your bed	<input type="checkbox"/>	<input type="checkbox"/>	<input type="checkbox"/>	<input type="checkbox"/>
get up early	<input type="checkbox"/>	<input type="checkbox"/>	<input type="checkbox"/>	<input type="checkbox"/>
sleep late on Saturdays	<input type="checkbox"/>	<input type="checkbox"/>	<input type="checkbox"/>	<input type="checkbox"/>
have a computer	<input type="checkbox"/>	<input type="checkbox"/>	<input type="checkbox"/>	<input type="checkbox"/>
listen to rock music	<input type="checkbox"/>	<input type="checkbox"/>	<input type="checkbox"/>	<input type="checkbox"/>
play a musical instrument	<input type="checkbox"/>	<input type="checkbox"/>	<input type="checkbox"/>	<input type="checkbox"/>
play a sport	<input type="checkbox"/>	<input type="checkbox"/>	<input type="checkbox"/>	<input type="checkbox"/>
ride a bicycle	<input type="checkbox"/>	<input type="checkbox"/>	<input type="checkbox"/>	<input type="checkbox"/>
wear glasses	<input type="checkbox"/>	<input type="checkbox"/>	<input type="checkbox"/>	<input type="checkbox"/>
wear braces	<input type="checkbox"/>	<input type="checkbox"/>	<input type="checkbox"/>	<input type="checkbox"/>




play a musical instrument



make your bed



wear braces



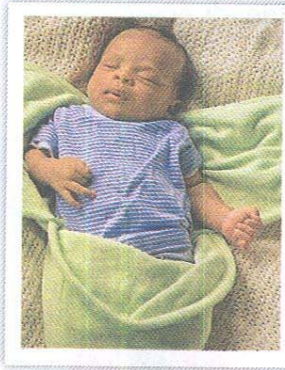
argue with your friends

B GROUPWORK Join another pair. Tell them about changes in your partner's life.

"Hee-jin argued with her friends as a child, but she doesn't argue with her friends now."

interchange 15 LIFE EVENTS

A What were five important events in your life? Mark the years and events on the time line. Then write a sentence about each one.



I was born ...




I started elementary school ...



I won an award ...




I opened a bank account ...




I traveled with friends ...




I graduated from high school ...



I moved to a new place ...



I started college ...



1. I was born in 1992.
2.
3.
4.
5.

B PAIR WORK Ask your partner about his or her time line.

A: What happened in 2003?

B: I moved to a new place.

A: How old were you?

B: I was twelve.

interchange 16 LET'S MAKE A DATE!

A Imagine this is next month's calendar. Write 10 plans on the calendar. Use these expressions and your own ideas.

go to (the movies/a party)
 go (dancing/shopping)
 go (on a trip/on vacation)
 study for (a test/an exam)
 go out with (my girlfriend/boyfriend)

play (basketball/video games)
 meet (my friend/teacher)
 have dinner with (my brother/parents)
 visit (my parents/grandparents)
 see (the dentist/doctor)

SUNDAY	MONDAY	TUESDAY	WEDNESDAY	THURSDAY	FRIDAY	SATURDAY
1	2	3	4	5	6	7
8	9	10	11	12	13	14
15	16	17	18	19	20	21
22	23	24	25	26	27	28
29	30	31				

B GROUP WORK Look at your calendars. Agree on a date to do something together.

- A: Do you want to do something on March third?
 B: I'd like to, but I can't. I'm going to play volleyball then. How about March fourth?
 C: That works for me. What time?

C GROUP WORK Now decide what to do together. Then share your plans with the class.

- A: We can all do something on March fourth. Would you like to play video games?
 B: No, I don't like to play video games very much. Do you want to go to a museum?
 C: Well, I really don't like museums. . . .

Grammar plus

Unit 1

1 My, your, his, her (page 3)

- ▶ Use *his* with males and *her* with females: **His** name is David. (NOT: ~~Her name is David.~~) **Her** name is Maria. (NOT: ~~His name is Maria.~~)

Complete the conversations with *my*, *your*, *his*, or *her*.

- A: Hello.*My*..... name is Carlos.
B: Hi, Carlos. What's last name?
A: It's Gonzales.
B: How do you spell last name? Is it G-O-N-Z-A-L-E-Z?
A: No, it's G-O-N-Z-A-L-E-S. And what's name?
B: name is Bill Powers. Nice to meet you.
- A: What's Ms. Robinson's first name?
B: first name is Katherine. nickname is Katie.
A: I'm sorry. What's first name again?
B: It's Katherine. And what's Mr. Weber's first name?
A: first name is Peter.
B: That's right. And nickname is Pete.

2 The verb *be* (page 5)

- ▶ In questions, the *be* verb comes before the noun or pronoun: **Is he** your teacher?
- ▶ Don't use contractions in short answers with *Yes*: Are you in my class? Yes, **I am**. (NOT: Yes, I'm.)

Complete the conversations. Use the words in the box.

am	I'm	it's	she's	
✓ are	I am	I'm not	you	you're

- A: Excuse me.*Are*..... you Patty Wilson?
B: No, over there.
A: OK. Thanks.
- A: Hi. Are Patty Wilson?
C: Yes,
A: Oh, good. Sergio Baez. in my English class.
C: Yes, I nice to meet you, Sergio.

Unit 2

1 This/these; it/they; plurals (page 10)

- ▶ Don't use a contraction with *What + are*: **What are** these? (NOT: ~~What're these?~~)
- ▶ Use *this* with singular nouns: **This** is a book. Use *these* with plural nouns: **These** are earrings.

Circle the correct words.

1. A: **What's** / **What are** these?
B: **It's** / **They're** my earring / earrings.
2. A: **What's** / **What are** this?
B: **It's** / **They're** a / an cell phone.
3. A: **What's this** / **these**?
B: **It's** / **They're** a / an address book.

2 Yes/No and where questions with be (page 11)

- ▶ In questions with *where*, the verb comes after *Where*: **Where are** my sunglasses?
(NOT: ~~Where my sunglasses are?~~)

A Match the questions with the answers.

- | | |
|------------------------------------|---------------------------|
| 1. Is that your wallet?c..... | a. They're in your purse. |
| 2. Are these your glasses? | b. No, it's not. |
| 3. Where are my keys? | c. Oh, yes, it is! |
| 4. Is this your pen? | d. It's in my pocket. |
| 5. Where's your watch? | e. No, they're not. |

B Complete the conversation. Use the words in the box.

are they	it is	they are	where
it	it's	this	✓ where's

- A: *Where's* my pen?
B: I don't know. Is in your book bag?
A: No, not.
B: Is your pen?
A: Yes, Thanks! Now, are my keys?
B: on your desk?
A: Yes, Thank you!

Unit 3

1 Negative statements and yes/no questions with *be* (page 17)

- ▶ Use *be* + *not* to form negative statements: Ana **isn't** a student. (NOT: Ana is no a student.)
- ▶ *You* is a singular and a plural pronoun: Are **you** from Rio? Yes, I am./Yes, **we** are.

A Unscramble the words to write negative statements.

- in California / not / New York City / is
New York City is not in California.
- London / not / from / we're
.....
- not / you and Tim / in my class / are
.....
- is / my first language / Spanish / not
.....
- from / my mother / not / is / Seoul
.....
- my keys / not / are / they
.....

B Complete the conversations.

- A: Are you and your family from Mexico?
B: No, not. from Guatemala.
- A: your first language English?
B: Yes, it My parents from Australia.
- A: Kenji and his friend Japanese?
B: Yes, are. But in the U.S. now.
- A: my mother and I late?
B: No, not. early!

2 Wh-questions with *be* (page 20)

- ▶ Use *what* to ask about things. Use *where* to ask about places. Use *Who* to ask about people. Use *What ... like?* to ask for a description.
- ▶ Use *how* to ask for a description: **How are** you today? Use *How old* to ask about age: **How old** is he?
- ▶ In answers about age, you can use only the number or the number + *years old*: He's **18**. OR He's **18 years old**.

Complete the questions with *how*, *what*, *where*, or *who*. Then match the questions with the answers.

- | | |
|------------------------------------|--|
| 1. <u>Who</u> is that? <u>d</u> | a. We're from Thailand – from Bangkok. |
| 2. is her name? | b. She's 16. |
| 3. is she like? | c. Her name is Nittaya. |
| 4. old is she? | d. She's my sister. |
| 5. is your family from? | e. It's really beautiful. |
| 6. is Bangkok like? | f. She's a little shy. |

Unit 4

1 Possessives (page 24)

- ▶ The noun comes after a possessive adjective: This is **my** T-shirt.
- ▶ Don't include the noun after a possessive pronoun: This T-shirt is **mine**.
- ▶ *Whose* can be used with singular and plural nouns: **Whose** bag is this? **Whose** keys are these?

Complete the conversations. Use the words in the boxes. There are two extra words in each box.

his mine my your yours ✓ whose

1. A: *Whose* jacket is this? Is it _____, Phil?
B: No, it's not _____. Ask Nick. I think it's _____.

her our ours your yours

2. A: These aren't _____ books. Are they _____?
B: No, they're not _____. Maybe they're Young-min's.

her hers their theirs whose

3. A: _____ sweaters are these? Are they Julie's?
B: No, they're not _____ sweaters. But these shorts are _____.

2 Present continuous statements; conjunctions (page 26)

- ▶ The present continuous is the present of *be* + verb + *-ing*: **It's raining**.
She's wearing shoes.
- ▶ The two negative contractions mean the same: **He's not/He isn't** wearing a coat. **We're not/We aren't** wearing gloves.

Change the affirmative sentences to negative sentences. Change the negative sentences to affirmative sentences.

1. Mr. and Mrs. Lee are wearing hats. *Mr. and Mrs. Lee aren't wearing hats.*
2. It isn't raining. _____
3. I'm wearing sunglasses. _____
4. You're wearing a new suit. _____
5. Michiko isn't wearing gloves. _____

3 Present continuous yes/no questions; adjective + noun (page 27)

- ▶ In questions, the present continuous is *be* + subject + verb + *-ing*: **Is it raining?**
Are you wearing brown shoes?
- ▶ Adjectives can come before nouns or after the verb *be*: He's wearing a **blue hat**.
His hat **is blue**.
- ▶ Adjectives don't have a plural form: a **green hat**; two **green hats**

Write questions using the words in parentheses. Then complete the responses.

1. A: *Is he wearing a gray suit?* (wear, gray suit) 3. A: _____ (wear, sunglasses)
B: No, he _____
B: Yes, I _____
2. A: _____ (wear, brown boots) 4. A: _____ (rain)
B: No, we _____
B: Yes, it _____

Unit 5

1 What time is it? / Is it A.M. or P.M.? (page 31)

- ▶ Remember: you can say times different ways: 1:15 = *one-fifteen* OR *a quarter after one*.

Write each sentence in a different way.

1. It's a quarter to four. *It's three forty-five*.....
2. It's 12:00 P.M. *It's noon*.....
3. It's six-fifteen.
4. It's ten o'clock at night.
5. It's three-oh-five.
6. It's twenty-five to eleven.
7. It's one o'clock in the morning.
8. It's midnight.

2 Present continuous Wh-questions (page 33)

- ▶ Use the present continuous to talk about actions that are happening right now: What **are you doing**? I'm **talking** to you!
- ▶ In questions, the *be* verb comes before the subject: What **are you** doing?
- ▶ To form the continuous of verbs ending in *-e*, drop the *e* and add *-ing*:
have → having.
- ▶ For verbs ending in vowel + consonant, double the consonant and add *-ing*:
get → getting.

What are the people doing? Write conversations. Use the words in parentheses.

1. A: *What's Steve doing?*..... (Steve)
B: *He's watching TV.*..... (watch TV)
2. A: (Jon and Megan)
B: (take a walk)
3. A: (you)
B: (write conversations)
4. A: (Chris)
B: (call Ashley)
5. A: (you and Taylor)
B: (shop)
6. A: (Sara)
B: (have dinner)
7. A: (Victor and Sam)
B: (run in the park)
8. A: (you and Paulo)
B: (chat online)

Unit 6

1 Simple present statements (page 37) and Simple present statements with irregular verbs (page 38)

- ▶ In affirmative statements, verbs with he/she/it end in *-s*: He/She **walks** to school. BUT I/You/We/They **walk** to school.
- ▶ In negative statements, use *doesn't* with he/she/it and *don't* with all the others: He/She/It **doesn't** live here. I/You/We/They **don't** live here.
- ▶ Don't add *-s* to the verb: She **doesn't live** here. (NOT: ~~She doesn't lives~~ here.)

Elena is talking about her family. Complete the sentences with the correct form of the verbs in parentheses.

My family and I *live* (live) in the city. We (have) an apartment on First Avenue. My sister (go) to school near our apartment, so she (walk) to school. My father (work) in the suburbs, so he (drive) to his job. My mother (use) public transportation – she (take) the bus to her office downtown. She (have) a new job, but she (not like) it very much. And me? Well, I (not work) far from our apartment, so I (not need) a car or public transportation. I (ride) my bike to work!

2 Simple present questions (page 39)

- ▶ In questions, use *does* with he/she/it and *do* with all the others: **Does** he/she/it get up early? **Do** I/you/we/they get up early?
- ▶ Don't add *-s* to the verb: Does she **live** alone? (NOT: ~~Does she lives~~ alone?)

A Write questions to complete the conversations.

- A: *Do you use public transportation?*
B: Yes, I use public transportation.
- A:
B: No, my family doesn't eat dinner at 5:00.
- A:
B: No, my brother doesn't take the bus to work.
- A:
B: No, I don't get up late on weekends.

- ▶ Use *in* with *the morning/afternoon/evening*. Use *at* with *night*: I go to school **in** the afternoon and work **at** night.
- ▶ Use *at* with clock times: She gets up **at** 8:00
- ▶ Use *on* with days: He sleeps late **on** weekends. She has class **on** Mondays.

B Complete the conversation with *at*, *in*, or *on*.

- A: Does your family have breakfast together *in* the morning?
B: Well, we eat together weekends, but weekdays we're all busy. My parents go to work early – 6:30. But we eat dinner together the evening, and we have a big lunch together Sundays. We eat noon. Then the afternoon, we play tennis or go to the movies.

Unit 7

1 Simple present short answers (page 45)

▶ Remember: I/You/We/They **do/don't**. He/She/It **does/doesn't**.

Circle the correct words.

A: **Do / Does** your family **live / lives** in an apartment?

B: No, we **don't / doesn't**. We **have / has** a house.

A: That's nice. **Do / Does** your house have two floors?

B: Yes, it **do / does**. It **have / has** four rooms on the first floor. And we **have / has** three bedrooms and a bathroom on the second floor.

A: And **do / does** you and your family **have / has** a yard?

B: Yes, we **do / does**. And how about you, Tim? **Do / Does** you **live / lives** in a house, too?

A: No, I **don't / doesn't**. My wife and I **have / has** a small apartment in the city.

B: Oh. **Do / Does** you **like / likes** the city?

A: Yes, I **do / does**. But my wife **don't / doesn't**.

2 There is, there are (page 47)

▶ Use *there is* with singular nouns: **There's** a bed. Use *there are* with plural nouns: **There are** two chairs.

▶ Use *some* in affirmative statements: There are **some** chairs in the kitchen. Use *any* in negative statements: There aren't **any** chairs in the bedroom.

Read the information about the Diaz family's new house. Write sentences with the phrases in the box.

there's a	there are some
there's no	there are no
there isn't a	there aren't any

- | | |
|---------------------------------|-----|
| 1. A living room? | Yes |
| 2. A dining room? | No |
| 3. A dishwasher in the kitchen? | No |
| 4. A table in the kitchen? | Yes |
| 5. Curtains on the windows? | Yes |
| 6. Rugs on the floors? | No |
| 7. Closets in the bedrooms? | Yes |
| 8. Bookcases in the bedrooms? | No |

1. There's a living room.
2.
3.
4.
5.
6.
7.
8.

Unit 8

1 Simple present Wh-questions (page 52)

- Use *What* to ask about things: **What do** you do? Use *Where* to ask about places: **Where do** you work? Use *How do/does ... like ... ?* to ask for an opinion: **How does** he **like** his job?

Complete the conversations.

- A: What *does your husband do* ?
B: My husband? Oh, he's a nurse.
A: Really? Where ?
B: He works at Mercy Hospital.
- A: Where ?
B: I work in a restaurant.
A: Nice! What ?
B: I'm a cook.
- A: How ?
B: My job? I don't really like it very much.
A: That's too bad. What ?
B: I'm a manager. I work at a clothing store.
- A: What ?
B: My brother is a doctor, and my sister is a lawyer.
A: How ?
B: They work very hard, but they love their jobs.

2 Placement of adjectives (page 54)

- Adjectives come after the verb *be*: A doctor's job **is stressful**. Adjectives come before nouns: A police officer has a **dangerous job**. (NOT: ~~A police officer has a job dangerous.~~)
- Adjectives have the same form with singular or plural nouns: Firefighters and police officers have stressful jobs. (NOT ... have ~~stressfuls~~ jobs.)

Use the information to write two sentences.

- accountant / job / boring
An accountant's job is boring.
An accountant has a boring job.
- salesperson / job / stressful
.....
.....
- security guard / job / dangerous
.....
.....
- nurse / job / exciting
.....
.....
- taxi driver / job / interesting
.....
.....
- electrician / job / difficult
.....
.....

Unit 9

1 Count and noncount nouns; *some* and *any* (page 59)

- ▶ Count nouns name things you can count: *vegetables, eggs, cookies*. Count nouns have a singular and plural form: **1 book, 2 books**. Noncount nouns name things you can't count: *water, spinach, cheese*.
- ▶ Use *some* in affirmative sentences: We have **some** chicken. Use *any* in negative sentences and questions: We don't have **any** bread. Do we have **any** cheese?

Complete the conversations with *some* or *any*.

- A: What do you want for lunch?
B: Let's make some sandwiches.
A: Good idea! Do we have _____ bread?
B: I think there's _____ in the refrigerator. Let me see. . . . No, I don't see _____.
A: Well, let's go to the store. We need _____ milk, too. And do we have _____ cheese?
B: Yes, we do. There's _____ cheese here, and there are _____ tomatoes, too.
A: Do we have _____ mayonnaise? I love _____ mayonnaise on my sandwiches.
B: Me, too. But there isn't _____ here. Let's buy _____.
- A: Let's make a big breakfast tomorrow morning.
B: OK. What do we need? Are there _____ eggs?
A: There are _____, but I think we need to buy _____ more.
B: OK. And let's get _____ yogurt, too. We don't have _____, and I love yogurt for breakfast.
A: Me, too. Do you see _____ bread in the refrigerator?
B: Yes, there's _____ in the refrigerator.
A: Great! So we don't need to buy _____ at the store.
B: That's right. Just eggs and yogurt!

2 Adverbs of frequency (page 61)

- ▶ Adverbs of frequency usually go before the main verb: *always, almost always, usually, often, sometimes, hardly ever, almost never, never*: She **never plays** tennis. I **almost always eat** breakfast. *Sometimes* can begin a sentence: **Sometimes I eat** breakfast.

Rewrite the conversation. Add the adverbs in the correct places.

- | | |
|--|--|
| A: Where do you have lunch? (usually) | A: <u>Where do you usually have lunch?</u> |
| B: I go to a restaurant near work. (often) | B: _____ |
| A: Do you eat at your desk? (ever) | A: _____ |
| B: No, I stay in for lunch. (hardly ever) | B: _____ |
| A: And what do you have? (usually) | A: _____ |
| B: I have soup and a sandwich. (always) | B: _____ |
| A: Me, too. I have a big lunch. (never) | A: _____ |

Unit 10

1 Simple present Wh-questions (page 65)

- ▶ Remember: *who* = *what person*; *where* = *what place*; *how often* = *what frequency*; *when* = *what days*; *what time* = *what time of day*
- ▶ Remember: use *do* or *does* after the question word.

Complete the questions with the correct question word and *do* or *does*. Then match the questions with the answers.

- | | |
|---|---------------------------------------|
| 1. <i>What</i> sports <i>do</i> you like? | a. My father and my brother. |
| 2. you go to games with? | b. Usually at three o'clock. |
| 3. often your team play? | c. Baseball. I love to watch my team. |
| 4. they play? | d. Once a week. |
| 5. they play? | e. On Saturday afternoons. |
| 6. time the games start? | f. At Lincoln Park. |

2 Can for ability (page 67)

- ▶ Use the base form of the verb with *can*. With third-person singular, don't add an *-s* to *can* or to the base form: She **can play** the piano. (NOT: ~~She can plays~~ the piano.)

A Write sentences about the things people can and can't do. Use *can* or *can't* with *and*, *but*, or *or*. (✓ = can, ✗ = can't)

1. Sally: ride a bike ✓ drive a car ✗
Sally can ride a bike, but she can't drive a car.
2. John: play the piano ✓ play the violin ✓
.....
3. Brad and George: act ✓ sing ✗
.....
4. Maria: snowboard ✓ ice-skate ✗
.....
5. Justin: upload photos ✗ download a video ✗
.....
6. Lisa: write poems ✗ tell good jokes ✓
.....

B Look at part A. Answer the questions. Write short sentences.

1. Can Brad and George sing? No, they can't.
2. Who can tell good jokes?
3. Can Sally drive a car?
4. Can John play the piano?
5. Who can snowboard?
6. What can George do?

Unit 11

1 The future with *be going to* (page 73)

- ▶ Use *am/is/are + going to + base form* for the future: **We're going to stay** home tonight.
- ▶ In questions with *be going to*, the *be* verb comes before the noun or pronoun: **Is he going to bake** me a cake?

A Complete Robert's story. Use the correct form of *be going to* and the verbs in parentheses.

Tomorrow *is going to be* (be) a very exciting day. It's my birthday, and my friends and I (celebrate). In the morning, Scott and I (drive) to the beach. Our friend Sara (meet) us there. We (stay) at the beach for a few hours. Then we (have) lunch at my favorite restaurant. After lunch, Scott (go) to work, and Sara and I (see) a movie. After the movie, we (go) to our friend Charlie's house. He (cook) dinner for Sara and me.

B Write questions. Then look at part A and answer the questions.

1. Robert / celebrate / with his family?

Q: *Is Robert going to celebrate with his family?*

A: *No, he's going to celebrate with his friends.*

2. Scott and Robert / take the bus / to the beach?

Q:

A:

3. the friends / have lunch / at a restaurant?

Q:

A:

4. Sara and Robert / go to a museum?

Q:

A:

5. Sara and Robert / have dinner / at a restaurant?

Q:

A:

2 Wh-questions with *be going to* (page 75)

- ▶ Use *is* in questions with *Who* as the subject: **Who's** going to be there? (NOT: ~~Who are going to be there?~~)

Complete the conversation with the correct form of *be going to*.

A: What *are* you *going to do* (do) this weekend?

B: I (have) a very busy weekend. My friend Ali (visit) me, and we (spend) the weekend in the city.

A: That's nice. you (stay) in a hotel?

B: No, we (stay) with our friend Donna. And Donna (have) a big party on Saturday night.

A: Really? And who (be) at the party? Do you know any of Donna's friends?

B: No, I don't. But Ali and I (meet) everyone on Saturday night.

Unit 12

1 Have + noun; feel + adjective (page 79)

- For most health problems, use *a/an*: I have **a** cold. I have **an** earache. With *flu*, use *the*: I have **the** flu. (NOT: I have a flu.)

Complete the conversation. Use the sentences in the box.

I think I have a fever.
Thanks.
I feel awful, actually.
Yes. I'm going to call my doctor in a few minutes.
Yes, I do. And I have a stomachache, too.
✓ Hi, Chris. How are you?

A: Hi, Chris. How are you?

B: I'm terrific, thanks. How about you?

A:

B: Oh, no! What's the matter?

A:

B: That's too bad. Do you have a headache?

A:

B: Are you going to see a doctor?

A:

B: Well, feel better soon.

A:

2 Imperatives (page 82)

- Use the base form of the verb in affirmative imperatives: **Go** home and **rest**, Pat.
► Use *don't* + base form of the verb in negative imperatives. The form doesn't change: **Don't go** to school today, Pat.

Read the situations. Give the people advice. Use the phrases in the box.

✓ drink coffee in the afternoon
eat any cold food
exercise today or tomorrow
take an antacid
take two aspirins
work too hard

1. Dan can't sleep at night. *Don't drink coffee in the afternoon.*
2. Casey has a headache.
3. Kristina works 12 hours a day.
4. Michael has sore muscles.
5. Min-ho has a toothache.
6. Laila has an awful stomachache.

Unit 13

1 Prepositions of place (page 88)

- ▶ Use **on** with the names of streets and avenues: The bookstore is **on** Center Street. The theater is **on** Park Avenue.
- ▶ *Across from* is another way of saying *opposite*: The library is **across from** the theater. = The library is **opposite** the theater.

Circle the correct words.

- A: Excuse me. Is there a gas station around here?
B: Yes, there is. It's **in / on** Third Avenue.
A: Where on Third Avenue?
B: It's **in / on** the corner of Center Street and Third Avenue.
A: Across **from / to** Stacy's Department Store?
B: Yes, that's right. It's next **to / from** the park.
A: Thanks. Oh, and where is the post office?
B: It's on Center Street – **between / next to** the hospital and the bank.
A: Great. Thanks very much.
B: You're welcome.

2 Directions (page 90)

- ▶ *Walk up/Go up* mean the same. *Walk down/Go down* also mean the same.

Bob doesn't know the city at all. Correct Bob's directions. Write the opposite of what he says.

- Dan: How do I get to the library?
Bob: Walk up Park Avenue.
You: No, don't walk up Park Avenue. Walk down Park Avenue.
- Dan: How can I get to the park?
Bob: Turn right on Main Street.
You:
- Dan: How do I get to the post office?
Bob: Go down First Avenue.
You:
Bob: It's on the left.
You:

Unit 14

1 Simple past statements: regular verbs and irregular verbs (pages 93–94)

- ▶ Use simple past verbs to talk about the past. Regular verbs end in *-ed*: I **watched** TV last night. For verbs ending in *-e*, add *-d*: *live* → *lived*. For verbs ending in vowel + consonant, double the consonant and add *-ed*: *shop* → *shopped*.
- ▶ Use *didn't* + base form in negative statements. The form doesn't change: He **didn't shop** for groceries yesterday. (NOT: He ~~didn't shopped~~ for groceries yesterday.)

Daniela wrote an email to a friend. Complete the sentences with the simple past form of the verbs in parentheses.

Hi!

I *didn't do* (not do) anything special this weekend, but I (have) a lot of fun. I (not go) out on Friday night. I (stay) home. I (clean) my room and (do) laundry. I (help) my sister with her homework, and then we (watch) TV. On Saturday, my friend Taylor (come) over. She (need) some new shoes, so we (take) the bus downtown to Harry's Shoe Store. We (shop) for a long time, but Taylor (not like) any of the shoes at Harry's. She (buy) some purple socks, but she (not buy) any shoes. On our way back to my house, we (stop) at the gym and (exercise). We (not exercise) very hard. I (invite) Taylor for dinner, and my dad (cook) hamburgers in the yard. After dinner, Taylor and I (talk) and (play) video games. She (not stay) very late – Mom (drive) her home at around ten. On Sunday, my whole family (visit) my mother's best friend and her family. They have a swimming pool, so my sister and I (go) swimming all afternoon. Tell me about your weekend!

2 Simple past yes/no questions (page 95)

- ▶ Use *did* + base form in questions. The form doesn't change: **Did you have fun** yesterday? (NOT: ~~Did you had fun~~ yesterday?)

Complete the conversation. Use the simple past form of the verbs in parentheses.

- A: *Did* you *enjoy* (enjoy) your vacation?
B: Yes, I My brother and I (have) a great time.
A: you (take) a lot of pictures?
B: No, we But we (buy) a lot of postcards.
A: That's good. you (see) a lot of interesting things?
B: Yes, we And we (eat) a lot of new foods.
A: How about you? you (have) a good summer?
B: Well, I (not go) anywhere, but I (read) a lot of good books and (see) some great movies.

Unit 15

1 Past of *be* (page 101)

▶ Present		Past
am/is	→	was
are	→	were

Complete the conversations with *was*, *wasn't*, *were*, or *weren't*.

- A: *Were* you here yesterday?
B: No, I I home in bed.
A: Oh, you sick?
B: No. I just really tired.
- A: Where you born?
B: I born here in New York.
A: Really? What about your parents? they born here, too?
B: No, they They born in Brazil – in Salvador.
- A: Where Yusef last week? he on vacation?
B: Yes, he He and his best friend in Spain. They in Barcelona.
A: it a good trip?
B: Yes, it was. Yusef said it a terrific trip!

2 Wh-questions with *did*, *was*, and *were* (page 103)

- ▶ Don't use *did* with the past of *be*: Where **were** you last Tuesday? (NOT: ~~Where did you were last Tuesday?~~) Use *did* in simple past questions with other verbs: Where **did** you **go** last Tuesday?
- ▶ *Because* answers the question *Why*?

Complete the questions. Use the words in the box.

✓ how	what	where	why
how old	when	who	

- A: *How* was your childhood?
B: I had a fantastic childhood!
- A: did you grow up?
B: I grew up in Dallas, Texas.
- A: were you when you started school?
B: I think I was five.
- A: did you leave home?
B: In 2008.
- A: was your best friend in high school?
B: My best friend was a girl named Alice.
- A: was your first job?
B: I worked as a server in a restaurant.
- A: did you leave Dallas?
B: Because I wanted to live in a small city.

Unit 16

1 Subject and object pronouns (page 107)

- ▶ Subject pronouns usually come before verbs, and object pronouns go after verbs: I saw **him**, but **he** didn't see **me**.

A Complete the conversations.

- A: Hello. Is Mr. Chin there?
B: No, he's not here right now. Can take a message?
A: Yes. Please tell to call Rob Taylor.
B: Does have your number?
A: No, but please give it to It's 555-0987.
- A: Hi. This is Eliza. Is Maria home?
B: No, at the mall with her brother. Their dad drove there this morning.
A: Oh. Well, can I leave a message?
B: Sure.
A: Sonia and I are going to see a movie tomorrow. Maybe Maria can go with
B: I can ask And she can call tonight.

2 Invitations; verb + to (page 109)

- ▶ You can use both *Do you want to ... ?* and *Would you like to ... ?* to invite a person to do something.
- ▶ Don't confuse *would like to* with *like to*. *Would like to* means the same as *want to*.
- ▶ *I'd (really) like to* and *I'd love to* both mean the same as *I want to*.

Rewrite the conversations. Write the sentences in a different way.

- A: Do you want to see a movie tonight? A: Would you like to see a movie tonight?
B: Oh, I can't. I need to work. B:
- A: Do you want to play tennis on Saturday? A:
- B: I'd love to, but I have to help my parents. B:
- A: I want a job at Mike's store. A:
- B: You need to speak to him. B:
- A: Would you like to go to a party with me? A:
- B: I want to, but I can't. I have to study. B:

Grammar plus answer key

Unit 1

1 My, your, his, her

- B: Hi, Carlos. What's **your** last name?
A: It's Gonzales.
B: How do you spell **your** last name?
Is it G-O-N-Z-A-L-E-Z?
A: No, it's G-O-N-Z-A-L-E-S. And what's **your** name?
B: **My** name is Bill Powers. Nice to meet you.
- A: What's Ms. Robinson's first name?
B: **Her** first name is Katherine. **Her** nickname is Katie.
A: I'm sorry. What's **her** first name again?
B: It's Katherine. And what's Mr. Weber's first name?
A: **His** first name is Peter.
B: That's right. And his nickname is Pete.

2 The verb be

- A: Excuse me. **Are** you Patty Wilson?
B: No, **I'm not**. **She's** over there.
A: OK. Thanks.
- A: Hi. Are **you** Patty Wilson?
C: Yes, **I am**.
A: Oh, good. **I'm** Sergio Baez. **You're** in my English class.
C: Yes, **I am**. **It's** nice to meet you, Sergio.

Unit 2

1 This/these; it/they; plurals

- A: **What are** these?
B: **They're** my earrings.
- A: **What's** this?
B: **It's a** cell phone.
- A: What's **this**?
B: **It's an** address book.

2 Yes/No and where questions with be

A

2. e 3. a 4. b 5. d

B

- B: I don't know. Is **it** in your book bag?
A: No, **it's** not.
B: Is **this** your pen?
A: Yes, **it is**. Thanks! Now, **where** are my keys?
B: **Are they** on your desk?
A: Yes, **they are**. Thank you!

Unit 3

1 Negative statements and yes/no questions with be

A

- We're not from London.
- You and Tim are not in my class.
- Spanish is not my first language./My first language is not Spanish.
- My mother is not from Seoul.
- They are not my keys.

B

- B: No, **we're** not. **We're** from Guatemala.
- A: **Is** your first language English?
B: Yes, it **is**. My parents **are** from Australia.
- A: **Are** Kenji and his friend Japanese?
B: Yes, **they are**. But **they're / they are** in the U.S. now.
- A: **Are** my mother and I late?
B: No, **you're** not. **You're** early!

2 Wh-questions with be

- What** is her name? c
- What** is she like? f
- How** old is she? b
- Where** is your family from? a
- What** is Bangkok like? e

Unit 4

1 Possessives

- A: **Whose** jacket is this? Is it **yours**, Phil?
B: No, it's not **mine**. Ask Nick. I think it's **his**.
- A: These aren't **our** books. Are they **yours**?
B: No, they're not **ours**. Maybe they're Young-min's.
- A: **Whose** sweaters are these? Are they Julie's?
B: No, they're not **her** sweaters. But these shorts are **hers**.

2 Present continuous statements; conjunctions

- It's raining.
- I'm not wearing sunglasses.
- You're not / You aren't wearing a new suit.
- Michiko is wearing gloves.

3 Present continuous yes/no questions

1. B: No, he's **not** / he **isn't**.
2. A: Are you wearing brown boots?
B: No, we're **not** / we **aren't**.
3. A: Are you wearing sunglasses?
B: Yes, I **am**.
4. A: Is it raining?
B: Yes, it **is**.

Unit 5

1 What time is it? / Is it A.M. or P.M.?

3. It's a quarter after six.
4. It's 10:00 P.M.
5. It's five after three.
6. It's eleven thirty-five
7. It's one A.M.
8. It's 12:00 A.M.

2 Present continuous Wh-questions (page 33)

2. A: What are Jon and Megan doing?
B: They're taking a walk.
3. A: What are you doing?
B: I'm writing conversations.
4. A: What's Chris doing?
B: He's calling Ashley.
5. A: What are you and Taylor doing?
B: We're shopping.
6. A: What's Sara doing?
B: She's having dinner
7. A: What are Victor and Sam doing?
B: They're running in the park.
8. A: What are you and Paulo doing?
B: We're chatting online.

Unit 6

1 Simple present statements; Simple present statements with irregular verbs

My family and I **live** in the city. We **have** an apartment on First Avenue. My sister **goes** to school near our apartment, so she **walks** to school. My father **works** in the suburbs, so he **drives** to his job. My mother **uses** public transportation – she **takes** the bus to her office downtown. She **has** a new job, but she **doesn't like** it very much. And me? Well, I **don't work** far from our apartment, so I **don't need** a car or public transportation. I **ride** my bike to work!

2 Simple present questions

A

2. A: Does your family eat dinner at 5:00?
3. A: Does your brother take the bus to work?
4. A: Do you get up late on weekends?

B

B: Well, we eat together **on** weekends, but **on** weekdays we're all busy. My parents go to work early – **at** 6:30. But we eat dinner together **in** the

evening, and we have a big lunch together **on** Sundays. We eat **at** noon. Then **in** the afternoon, we play tennis or go to the movies.

Unit 7

1 Simple present short answers

- A: **Does** your family **live** in an apartment?
B: No, we **don't**. We **have** a house.
A: That's nice. **Does** your house have two floors?
B: Yes, it **does**. It **has** four rooms on the first floor. And we **have** three bedrooms and a bathroom on the second floor.
A: And **do** you and your family **have** a yard?
B: Yes, we **do**. And how about you, Tim? **Do** you **live** in a house, too?
A: No, I **don't**. My wife and I **have** a small apartment in the city.
B: Oh. **Do** you **like** the city?
A: Yes, I **do**. But my wife **doesn't**.

2 There is, there are

2. There's no dining room. / There isn't a dining room.
3. There's no dishwasher in the kitchen. / There isn't a dishwasher in the kitchen.
4. There's a table in the kitchen.
5. There are some curtains on the windows.
6. There are no / There aren't any rugs on the floors.
7. There are closets in the bedrooms.
8. There are no / There aren't any bookcases in the bedroom.

Unit 8

1 Simple present Wh-questions

1. A: Really? Where **does he work**?
2. A: Where **do you work**?
B: I work in a restaurant.
A: Nice! What **do you do**?
B: I'm a cook.
3. A: How **do you like your job**?
B: My job? I don't really like it very much.
A: That's too bad. What **do you do**?
B: I'm a manager. I work at a clothing store.
4. A: What **do your brother and sister do**?
B: My brother is a doctor, and my sister is a lawyer.
A: How **do they like they're jobs**?

2 Placement of adjectives

2. A salesperson's job is stressful.
A salesperson has a stressful job.
3. A security guard's job is dangerous.
A security guard has a dangerous job.
4. A nurse's job is exciting.
A nurse has an exciting job.
5. A taxi driver's job is interesting.
A taxi driver has an interesting job.
6. An electrician's job is difficult.
An electrician has a difficult job.



Unit 9

1 Count and noncount nouns; *some* and *any*

1. A: What do you want for lunch?
B: Let's make **some** sandwiches.
A: Good idea! Do we have **any** bread?
B: I think there's **some** in the refrigerator. Let me see. . . . No, I don't see **any**.
A: Well, let's go to the store. We need **some** milk, too. And do we have **any** cheese?
B: Yes, we do. There's **some** cheese here, and there are **some** tomatoes, too.
A: Do we have **any** mayonnaise? I love **some** mayonnaise on my sandwiches.
B: Me, too. But there isn't **any** here. Let's buy **some**.
2. A: Let's make a big breakfast tomorrow morning.
B: OK. What do we need? Are there **any** eggs?
A: There are **some**, but I think we need to buy **some** more.
B: OK. And let's get **some** yogurt, too. We don't have **any**, and I love yogurt for breakfast.
A: Me, too. Do you see **any** bread in the refrigerator?
B: Yes there's **some** in the refrigerator.
A: Great! So we don't need to buy **any** at the store.
B: That's right. Just eggs and yogurt!

2 Adverbs of frequency

- B: I **often** go to a restaurant near work.
A: Do you **ever** eat at your desk?
B: No, I **hardly ever** stay in for lunch.
A: And what do you **usually** have?
B: I **always** have soup and a sandwich.
A: Me, too. I **never** have a big lunch.

Unit 10

1 Simple present Wh-questions

2. **Who do** you go to games with? a
3. **How often does** your team play? d
4. **When do** they play? e
5. **Where do** they play? f
6. **What time do** the games start? b

2 Can for ability

A

2. John can play the piano and the violin.
3. Brad and George can act, but they can't sing.
4. Maria can snowboard, but she can't ice skate.
5. Justin can't upload photos or download a video.
6. Lisa can't write poems but she can tell good jokes.

B

2. Lisa can. 4. Yes, he can. 6. He can act.
3. Yes, she can. 5. Maria can.

Unit 11

1 The future with *be going to*

- Tomorrow **is going to be** a very exciting day. It's my birthday, and my friends and I **are going to celebrate**. In the morning, Scott and I **are going to drive** to the beach. Our friend Sara **is going to meet** us there. **We're going to stay** at the beach for a few hours. Then **we're going to have** lunch at my favorite restaurant. After lunch, Scott **is going to go** to work, and Sara and I **are going to see** a movie. After the movie, **we're going to go** to our friend Charlie's house. He **is going to cook** dinner for Sara and me.
2. Q: Are Scott and Robert going to take the bus to the beach?
A: No, they're going to drive to the beach.
4. Q: Are the friends going to have lunch at a restaurant?
A: Yes, they are.
5. Q: Are Sara and Robert going to go to a museum?
A: No, they're not. (They're going to see a movie.)
6. Q: Are Sara and Robert going to have dinner at a restaurant?
A: No, they're not. (They're going to have dinner at Charlie's house.)

2 Wh-questions with *be going to*

- A: What **are you going to do** this weekend?
B: I'm **going to have** a very busy weekend. My friend Ali **is going to visit** me, and **we're going to spend** the weekend in the city.
A: That's nice. **Are you going to stay** in a hotel?
B: No, **we're going to stay** with our friend Donna. And Donna **is going to have** a big party on Saturday night.
A: Really? And **who's going to be** at the party? Do you know any of Donna's friends?
B: No, I don't. But Ali and I **are going to meet** everyone on Saturday night.

Unit 12

1 *Have + noun; feel + adjective*

- A: **Hi, Chris. How are you?**
B: I'm terrific, thanks. How about you?
A: **I feel awful, actually.**
B: Oh, no! What's the matter?
A: **I think I have a fever.**
B: That's too bad. Do you have a headache?
A: **Yes, I do. And I have a stomachache, too.**
B: Are you going to see a doctor?
A: **Yes. I'm going to call my doctor in a few minutes.**
B: Well, feel better soon.
A: **Thanks.**

2 Imperatives

2. Take two aspirins.
3. Don't work too hard.
4. Don't exercise today or tomorrow.
5. Don't eat any cold food.
6. Take an antacid.

Unit 13

1 Prepositions of place

- A: Excuse me. Is there a gas station around here?
B: Yes, there is. It's **on** Third Avenue.
A: Where on Third Avenue?
B: It's **on** the corner of Center Street and Third Avenue.
A: Across **from** Stacy's Department Store?
B: Yes, that's right. It's next **to** the park.
A: Thanks. Oh, and where is the post office?
B: It's on Center Street – **between** the hospital and the bank.

2 Directions

2. You: No, don't turn right on Main Street. Turn left on Main Street.
3. You: No, don't go down First Avenue. Go up First Avenue
You: No, it's not on the left. It's on the right.

Unit 14

1 Simple past statements: regular verbs and irregular verbs

Hi!

I **didn't do** anything special this weekend, but I **had** a lot of fun. I **didn't go** out on Friday night. I **stayed** home. I **cleaned** my room and **did** laundry. I **helped** my sister with her homework, and then we **watched** TV. On Saturday, my friend Taylor **came** over. She **needed** some new shoes, so we **took** the bus downtown to Harry's Shoe Store. We **shopped** for a long time, but Taylor **didn't like** any of the shoes at Harry's. She **bought** some purple socks, but she **didn't buy** any shoes. On our way back to my house, we **stopped** at the gym and **exercised**. We **didn't exercise** very hard. I **invited** Taylor for dinner, and my dad **cooked** hamburgers in the yard. After dinner, Taylor and I **talked** and **played** video games. She **didn't stay** too late – Mom **drove** her home at around ten. On Sunday, my whole family **visited** my mother's best friend and her family. They have a swimming pool, so my sister and I **went** swimming all afternoon.

2 Simple past yes/no questions

- A: **Did** you **enjoy** your vacation?
B: Yes, I **did**. My brother and I **had** a great time.
A: **Did** you **take** a lot of pictures?
B: No, we **didn't**. But we **bought** a lot of postcards.
A: That's good. **Did** you **see** a lot of interesting things?

B: Yes, we **did**. And we **ate** a lot of new foods.

A: How about you? **Did** you **have** a good summer?

B: Well, I **didn't go** anywhere, but I **read** a lot of good books and **saw** some great movies.

Unit 15

1 Past of be

1. A: **Were** you here yesterday?
B: No, I **wasn't**. I **was** home in bed.
A: Oh, **were** you sick?
B: No. I **was** just really tired.
2. A: Where **were** you born?
B: I **was** born here in New York.
A: Really? What about your parents? **Were** they born here, too?
B: No, they **weren't**. They **were** born in Brazil – in Salvador.
3. A: Where **was** Yusef last week? **Was** he on vacation?
B: Yes, he **was**. He and his best friend **were** in Spain. They **were** in Barcelona.
A: **Was** it a good trip?
B: Yes, it was. Yusef said it **was** a terrific trip!

2 Wh-questions with *did, was, and were*

2. A: Where
3. A: How old
4. A: When
5. A: Who
6. A: What
7. A: Why

Unit 16

1 Subject and object pronouns

1. A: Hello. Is Mr. Chin there?
B: No, **he's** not here right now. Can **I** take a message?
A: Yes. Please tell **him** to call Rob Taylor.
B: Does **he** have your number?
A: No, but please give it to **him**. It's 555-0987.
2. A: Hi. This is Eliza. Is Maria home?
B: No, **she's** at the mall with her brother. Their dad drove **them** there this morning.
A: Oh. Well, can I leave **her** a message?
B: Sure.
A: Sonia and I are going to see a movie tomorrow. Maybe Maria can go with **us**.
B: I can ask **her**. And she can call **you** tonight.

2 Invitations; verb + to

1. B: Oh, I can't. I **have** to work.
2. A: **Would you like** to play tennis on Saturday?
B: **I'd like** to, but I **need** to help my parents.
3. A: **I'd like** a job at Mike's store.
B: You **have** to speak to him.
4. A: **Do you want** to go to a party with me?
B: **I'd like** to, but I can't. I **need** to study.

Illustrations

Andrezzino: 4, 7, 50, 119; Ilias Arahovitis: 14, 15 (top), 31 (top), 60 (top), 88 (bottom); Ralph Butler: 11, 13, 87; Mark Collins: v, 52; Paul Daviz: 19, 38, 59, 66, 67, 72, 79 (top), 106, 108, 110; Carlos Diaz: 42, 82, 120, 124; Tim Foley: 12; Travis Foster: 41 (bottom); Chuck Gonzales: 9, 27, 75, 92 (bottom), 100, 102; Jeff Grunewald: 56; Jim Haynes: 21, 32, 36 (bottom), 37, 44 (bottom), 45, 47, 53 (bottom), 81, 95; Dan Hubig: 31 (center); Randy Jones: 22, 29, 61; Trevor Keen: 33, 74; Joanna Kerr: 24, 68; KJA-artists: 122; Bruce MacPherson: 51;

Photos

2 (left) © Andrew H. Walker/Staff/Getty Images; (right) © Michael Buckner/Staff/Getty Images 8 (all, top) © Ken Karp Photography; (bottom, clockwise) © Deb Lindsey/The Washington Post/Getty Images; © Joselias/Veer; © Hemera/Thinkstock; © Gunnar3000/Veer; © iStockphoto/Thinkstock 9 (middle, left to right) © iStockphoto/Thinkstock; © Helene Rogers/Art Directors & TRIP/Alamy; © Sloba/iStockphoto; © Comstock/Thinkstock; © Clubfoto/iStockphoto; (bottom, left to right) © Handout/MCT/Newscom; © Tiridifilm/iStockphoto; © iStockphoto/Thinkstock; © Alloy Photography/Veer 10 (all, top) © Erin Garvey/Getty Images; © Ljupco Smokovski/Fotolia; (clockwise, middle) © Valkh/Fotolia; © Antenna Audio, Inc./Getty Images; © Pedro/Veer; © Hemera/Thinkstock; © Hemera/Thinkstock; © Igor Groshev/Fotolia; (bottom, left to right) © iStockphoto/Thinkstock; © lbphoto/Veer 12 (middle, clockwise) © Hemera/Thinkstock; © Sergej/Veer; © Sergey Zvyagintsev/Fotolia; © Huimin/Fotolia; © WestLight/iStockphoto; © Stockbyte/Thinkstock; © Hemera/Thinkstock; © Withaya/iStockphoto; © Kondor83/Fotolia; © PhotoObjects.net/Thinkstock 17 (top to bottom) © Steve Vidler/SuperStock; © Imagebroker.net/SuperStock 18 (left to right) © Eamonn McCormack/WireImage/Getty Images; © Jon Furniss/WireImage/Getty Images; © Harry How/Getty Images; © AP Photo/Jennifer Graylock; © Matthew Peters/Man Utd./Getty Images 20 (top to bottom) © Blue Jean Images/Alamy; © Ty Allison/Photographer's Choice/Getty Images; © Cultura/PunchStock 22 © Ken Karp Photography 25 (top, clockwise) © Chad Ehlers/Alamy; © Philip Game/Alamy; © Image Source/Corbis; © Liba Taylor/Robert Harding Travel/Photolibary 29 © PhotoObjects.net/Thinkstock 32 © Stephen Coburn/Shutterstock 34 (top, left to right) © Robin Nelson/PhotoEdit; © ValueLine/Thinkstock; © Kyle Sparks/Getty Images; © Moodboard/Corbis; (middle, left to right) © Asia Images Group Pte Ltd/Alamy; © John Lund/Annabelle B/age fotostock; © Blend Images/SuperStock; © Fuse/Getty Images; (bottom, left to right) © Image Source; © Alamy; © Fancy Photography/Veer; © JGI/Jamie Grill/Blend Images/Getty Images 36 (top, left to right) © Blend Images/PunchStock; © Jeff Greenberg/age fotostock; © AP Photo/Mike Grol; © Mark Leibowitz/Masterfile; (middle, left to right) © John Pickelle/Stockbyte/Getty Images; © Yellow Dog Productions/The Image Bank/Getty Images; © Ocean/Corbis; © G. Baden/Keepsake/Corbis 39 © Diego Cervo/Veer 40 © Canopy/Corbis 41 (left to right) © Blend Images/SuperStock; © Fancy Photography/Veer; © Pholdar Nine/A.Collection/Getty Images 45 (left to right) © Walter Bibikow/Photolibary/Getty Images; © Mixa/PunchStock; © Erika Stone; © Donna Day/Alloy/Corbis 46 (from top left) (arm chairs) © Michaela Stejskalova/Alamy; (stove) © C Squared Studios/Photodisc/Getty Images; (curtains) © Flirt/SuperStock; (pictures) © Simon Brown/Alamy; (bed) © Tiler84/Fotolia; (table) © Lawrence Manning/Spirit/Corbis; (coffee table) © Mehmetcanturkei/Fotolia; (microwave oven) © Elnur Amikishiyev/Veer; (refrigerator) © Simple stock shots/PunchStock; (lamps) © Skip O'Donnell/iStockphoto; © Todd Bates/iStockphoto; (sofa) © Xmasbaby/Fotolia; (desk) © Discpicture/Shutterstock; (bookcase) © iNNOCENT/Fotolia; (dresser) © D. Hurst/Alamy; (chairs) © Ustyujanin/Shutterstock; (mirror) © George Diebold/Getty Images; (rug) © Selahattin BAYRAM/iStockphoto; (TV) © Supertrouper/Veer; (cupboards) © Yarik/Shutterstock 48 (top to bottom) © Alan Smith/Stone/Getty Images; © Daniel Dempster Photography/Alamy; © Marc Gerritsen/Sheltered Images/age fotostock; © Skyhobo/iStockphoto 49 (top to bottom) © CB2/ZOB WENN Photos/Newscom; © Michael Stravato/The New York Times/Redux Pictures 51 (left to right) © Corbis Photography/Veer; © Blend Images/Alamy; © Fuse/PunchStock; © View Stock RF/age fotostock 53 (left to right) © Stewart Cohen/Blend Images/Getty Images; © RubberBall/Alamy; © John Birdsall/The Image Works; © Moodboard/Alamy 54 (middle) © J.W.Alker/Imagebroker/Alamy; (bottom) © Steven Ogilvy 55 (top, left to right) © AP Photo/Peter Kramer; © Stewart Cohen/Blend Booste/age fotostock; (middle left to right) © Akg-images/PictureContact/The Image Works; © Yoshikazu Tsuno/AFP/Getty Images 57 (bottom row) © Bill Sykes/Cultura/Corbis; © Spencer Grant/PhotoEdit; © Fancy Photography/Veer; © Fuse/Getty Images 58 (all) (broccoli, lettuce, noodles, nuts) © Hemera/Thinkstock; (onions) © Texturis/Shutterstock; (carrots) © Pedro Nogueira/Shutterstock; (apples, cream, rice, fish) © Ericlefrancis/Shutterstock; (bananas, pasta, crackers, eggs) © Travellinglight/iStockphoto; (oranges, lemons, tomatoes, beef) © iStockphoto/Thinkstock; (kiwis) © Dinostock/Fotolia; (blueberries) © Morgan Lane Photography/Shutterstock; (potatoes) © Schankz/Shutterstock; (bread) © Andrew Dornie/iStockphoto; (cereal) © Studiomode/Alamy; (oil) © Ivan Bajic/iStockphoto; (Butter) © Sir Eagle/Fotolia; (milk) © Ts/Veer; (yogurt) © Ingram Publishing/age fotostock; (cheese) © Gregory Gerber/Shutterstock; (chicken) © Photonic 5/Alamy; (beans) © Frans Rombout/iStockphoto 59 © Steven Ogilvy 60 (left to right) © Eising/StockFood; © Steven Ogilvy; © George Kerrigan 61 © Palladium/age fotostock 62 © Asia Images Group/Getty Images 63 (clockwise from top left) © Gapy's Krzysztof/Alamy; © Nidz/Fotolia; © Antonio Muñoz Palomares/iStockphoto; © TongRo Image Stock/Alamy; © Lisa Charles Watson/FoodPix/Getty Images 64 (golf ball) © Stockbyte/Thinkstock; (soccer ball, basketball, baseball and bat) © iStockphoto/Thinkstock; (volleyball, football) © Hemera/Thinkstock; (swimming goggles and swimming cap, bicycle, snowboard) © Comstock/Thinkstock; (hiking boots) © Melinda Fawver/Shutterstock; (hockey puck) © Shutterstock; (skating) © Aksenovna Natalya/Shutterstock 65 (middle) © iStockphoto/Thinkstock; (bottom) © Konrad Wothe/Look/age fotostock 66 © Harry Choi/TongRo Image Stock/Alamy 69 (left to right) © Chris Polk/FilmMagic/Getty Images; (right) © AP Photo/Sipa 71 (left to right) © Goodshoot/Thinkstock; © Sudheer Saktham/Shutterstock; © Gina Sanders/Veer; © Ron Levine/Taxi/Getty Images 73 (clockwise from top to left) © John Lund/

Monika Melynychuk: 121; Karen Minot: 40, 60 (bottom), 64 (top), 90, 91; Wally Neibart: 88 (top); Ortelius Design: 30 (top); Rob Schuster: 25 (top), 35, 44 (top), 69, 97, 118, 127, 128; Daniel Vasconcellos: 30 (bottom), 85, 94; Brad Walker: 2, 3, 5, 6; Sam Whitehead: 16 (bottom), 23, 25 (bottom), 64 (bottom), 89 (bottom), 114, 116-117; James Yamasaki: 15 (bottom), 26, 79 (bottom), 101, 115; Rose Zgodzinski: 41 (top), 43, 55, 77, 111, 131; Carol Zuber-Mallison: 49, 63, 105, 125

Annabelle Breakey/Blend Images/Getty Images; © Nicho Sodling/Johner Images/Getty Images; © Michael Kevin Daly/Workbook Stock/Getty Images; © Masterfile; © Moodboard/Cultura/Getty Images; © Laoshi/The Agency Collection/Getty Images; © Ryan McVay/Photodisc/Thinkstock; © Blend Images/Hill Street Studios/the Agency Collection/Getty Images 74 (bottom row) © RubberBall Productions/The Agency Collection/Getty Images; © DAJ/Amana Images/Getty Images; © Jeff Hunter/Photographer's Choice/Getty Images; © Corbis Bridge/Alamy; © Image Source/Alamy; © Vstock LLC/Getty Images 76 (top, left to right) © InsideOutPix/age fotostock; © Mixa/Alamy; © iStockphoto; © Kimtaebyeong/Leaf Stock/age fotostock; (middle, left to right) © Bertrand Gardel/Terra/Corbis; © Craig Lovell/Corbis; © Radius Images/Alamy; © Harry Choi/TongRo Image Stock/Alamy; (bottom, left to right) © Joe Raedle/Getty Images; © Toshiyuki Aizawa/Reuters/Corbis 77 (clockwise from left) © Mimi Haddon/Digital Vision/Getty Images; © Glow Asia/Alamy; © Cultura/Twinpix/Getty Images; © Peace/Amana images/Corbis 78 (sea) © Nik Wheeler/Alamy; (man) © Ken Karp Photography 80 (top, left to right) © Glowimages/age fotostock; © Tetra Images/Getty Images; © Image Source/Getty Images; © Creatas/Thinkstock; (all, bottom) (Antacid) © Jesus Jauregui/iStockphoto; (muscle cream) © Olinchuk/Shutterstock; (cough syrup, spray) © iStockphoto/Thinkstock; (cool) © Studioshots/Alamy; (cold pills) © Helen Sessions/Alamy; (Aspirin) © Creatas/Thinkstock; (eyedrops) © Hemera/Thinkstock 83 (middle, left to right) © Tanya Constantine/Digital Vision/Getty Images; © Image Source/Alamy; © Jose Luis Pelaez Inc/Blend Images/Alamy; © Tetra Images/Alamy; (bottom left) © Harry Choi/TongRo Image Stock/Corbis; (bottom right) © Susanna Blavarg/Johner Images/age fotostock 86 (top, left to right) © Gerald Martineau/The Washington Post/Getty Images; © Corbis; (middle, left to right) © DreamPictures/Blend Images/age fotostock; © Richard Levine/Alamy; © Stockbyte/Getty Images; (bottom, left to right) © Yellow Dog Productions/Digital Vision/Getty Images; © Image Source/Alamy; © Katrina Wittkamp/Lifesize/Getty Images 89 (clockwise from left) © Jeremy Woodhouse/Digital Vision/Getty Images; © Peter Adams/The Image Bank/Getty Images; © Richard Nowitz/National Geographic Society/Corbis; © Caspar Benson/Getty Images; © Kord.com/age fotostock; © JLMimages/Alamy 91 (top, left to right) © John McKenna/Alamy; © Gmsphotography/Flickr/Getty Images; © Richard Alexander/Spoon Cafe Bistro; (middle, left to right) © Karl Blackwell/Lonely Planet; © The City of Edinburgh Council; © Lonely Planet/SuperStock 92 (top left to right) © Yellow Dog Productions/Getty Images; © allesalltag/Alamy; © Daly and Newton/The Image Bank/Getty Images; © Eric Audras/PhotoAlto Agency RF Collections/Getty Images; (middle left to right) © Kevin Wheel Surrey/Alamy; © DTP/Stone/Getty Images; © John Lund/Marc Romanelli/Blend Images/Getty Images; © Martin Lee/Mediablitizimages (UK) Limited/Alamy 93 © John Lund/Marc Romanelli/Blend Images/Getty Images 95 © PT Images/Getty Images 96 © Dave and Les Jacobs/Blend Images/Getty Images 97 (top to bottom) © Glow Images Inc./Getty Images; © Howard Kingsnorth/Cultura/Getty Images; © Jupiterimages/Comstock Images/Getty Images; © Cavan Images/Photodisc/Getty Images 99 (top) © Chris Cooper-Smith/Alamy; (middle) © iStockphoto; (bottom) © Yagi Studio/Photodisc/Getty Images 100 (left to right) © Pierre Verdy/AFP/Getty Images; © Alexander Tamargo/Getty Images; © Jason Merritt/Getty Images; © Ferdaus Shamim/WireImage/Getty Images; © Gustavo Caballero/Getty Images 102 © Denkou Images/Alamy 104 © Elke Van de Velde/Photodisc/Getty Images 105 © Mackenzie Bearup/Sheltering Books Inc. 107 © Shooosh/Form Advertising/Alamy 108 (top, left to right) © John Eder/Stone/Getty Images; © Drx/Fotolia; © Ataboy/Stone/Getty Images; (middle, left to right) © Tom & Dee Ann McCarthy/Corbis; © Jeff Greenberg/PhotoEdit; © Geraint Lewis/Alamy 109 © Catchlight Visual Services/Alamy 110 © KL Services/Masterfile 111 (top, left to right) © Eyal Nahmias/Alamy; © David Livingston/Getty Images; © Mario Anzuoni/Reuters/Corbis; (middle, left to right) © David Fairchild/Hermosa Beach Chamber of Commerce; © Minden Pictures/SuperStock 112 (bottom, left to right) © Maria Picard/Deborah Betz Collection/Corbis; © Tim Graham/Getty Images; © Fotos International/Moviepix /Getty Images 113 © Comstock/Thinkstock 123 (beef) © BW Folsom/Shutterstock; (grapes) © Jerryhat/iStockphoto; (corn chips) © Iain McGillivray/iStockphoto; (watermelon) © Frans Rombout/iStockphoto; (ice cream, shelled peanuts) © iStockphoto/Thinkstock; (cake) © Christy Thompson/Shutterstock; (potato chips) © Photodisc/Thinkstock; (candy) © Norman Chan/Veer; (hot dogs) © Sawayasu Tsuji/iStockphoto; (cookies) © Elena Schweitzer/Shutterstock; (popcorn) © Nikola Bilic/iStockphoto; (pizza) © Viktor1/Shutterstock; (pineapple) © Jiri Miklo/iStockphoto; (chocolates) © Mikie11/Shutterstock; (almonds) © Roman Antonov/iStockphoto 125 (top to bottom) © Dean Turner/iStockphoto; © Phase4Photography/Shutterstock; © AlexStar/iStockphoto; © iStockphoto/Thinkstock; © Thomas Northcut/Photodisc/Thinkstock; © Jonya/iStockphoto; © iStockphoto/Thinkstock; © Skip O'Donnell/iStockphoto; © Eltopo/iStockphoto; © Magdalena Jankowska/iStockphoto; © Sarah Lee/iStockphoto 126 (top, left to right) © BananaStock/Thinkstock; © Blend Images/PunchStock; (middle, left to right) © Fancy Photography/Veer; © Aldo Murillo/iStockphoto; (bottom, left to right) © Beijing Eastphoto stockimages Co.,Ltd/Alamy; © StockbrokerXtra/Webstockpro 129 (clockwise, from top right) © Pixland/Thinkstock; © Myrleen Ferguson Gate/PhotoEdit; © Westend61/PunchStock; © Juanmonino/iStockphoto 130 (top, left to right) © Mel Curtis/Photodisc/Getty Images; © Couperfield/Shutterstock; © Barry Austin Photography/Lifesize/Thinkstock; (middle, left to right) © BananaStock/Thinkstock; © Image Source/PunchStock; © Quavondo/iStockphoto; © Hemera Technologies/Photos.com/Thinkstock; © Michael DeLeon/iStockphoto

How to install the DVD-ROM content and software

Windows XP, Vista, and 7

- Insert the *Interchange Fourth Edition Self-study DVD-ROM* into your DVD-ROM drive.
- Open **My Computer** and double-click the *Interchange Fourth Edition Self-study DVD-ROM*.
- For detailed installation instructions, open "IC4 DVD-ROM Installation Instructions.pdf". Otherwise, skip to the step below and begin the installation process.
- Double-click the file *Windows_Installer*.
- If you see a Security Warning asking you whether you are sure you want to run this software, click 'Run'.
- Follow the instructions of the installation software. It is recommended that you install to the default location.
- Once the content has been installed, you will see a message for "Application Install". Click **Install** and follow the on-screen instructions. It is recommended that you install to the default location.
- Once installation is complete, you can start using the software.

Mac OS X

- Insert the *Interchange Fourth Edition Self-study DVD-ROM* into your DVD-ROM drive.
- Double-click the *Interchange Fourth Edition Self-study DVD-ROM* icon on your desktop.
- For detailed installation instructions, open "IC4 DVD-ROM Installation Instructions.pdf". Otherwise, skip to the step below and begin the installation process.
- Double-click the file *Mac_Installer*.
- Follow the instructions of the installation software. It is recommended that you install to the default location.
- Once the content has been installed, you will see a message for "Application Install." Click **Install** and follow the on screen instructions. It is recommended that you install to the default location.
- Once installation is complete, you can start using the software.

What's on the DVD-ROM?

- **Interactive practice activities**
For extra practice of vocabulary, grammar, listening, speaking, reading, and video comprehension, click on one of the unit numbers (1–16). Then choose a skill. Finally, choose an exercise, and click on it to start.
- **Progress chart**
Click on *Progress* at the top of the screen to see the exercises you have completed and your score for each of them.

System requirements

- DVD-ROM optical drive
- 512MB of RAM (1GB recommended)
- 1GB free hard disk space
- 1024x768 resolution or higher
- speakers or headphones
- a microphone if you wish to record yourself speaking

Windows

- XP, Vista, or 7
- 2.33GHz or faster x86-compatible processor

For Mac

- Mac OS X v10.6 or v10.7
- Intel Core Duo or faster processor

Support


If you experience difficulties with this DVD-ROM, please visit:
www.cambridge.org/esl/support



interchange


FOURTH EDITION

New for Students



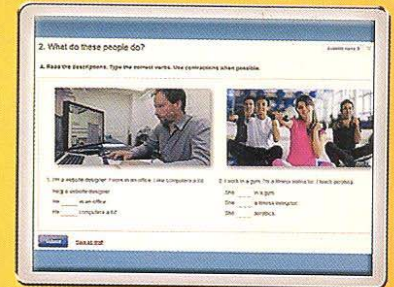
Student's Book

- **New** Grammar plus section with grammar tips and additional practice
- **New** Self-study DVD-ROM with video and skills practice



Interchange Arcade


- **New** Free and fun online practice
- **New** Complete Class Audio downloadable as MP3



Online Workbook


- **New** Workbook in interactive format
- **New** Extra listening practice

New for Teachers



Teacher's Edition

- **New** Assessment Audio CD/CD-ROM with PDF and customizable versions of tests and quizzes
- **New** Photocopiable and customizable classroom extras available online



Interchange Video Program


- **New** Class videos on DVD
- **New** Video Resource Book



Classroom Presentation Software

- **New** Presentation software with audio, video, and answers

CEFR	
A1	Intro
A2	Level 1
	Level 2
B1	Level 3
	Passages 1
B2	Passages 1
C1	Passages 2



www.cambridge.org/interchange
More information | Additional Resources

Tried and tested. Better than ever.

Millions of students around the world have learned English with *Interchange*, the world's most successful English series for adult and young adult learners.

Interchange Fourth Edition offers the same **trusted methodology** and **proven approach** as previous editions.

Fresh **new look**, **revised content**, and **new digital components** ensure that your students remain engaged, motivated, and successful in class and beyond.



CAMBRIDGE
UNIVERSITY PRESS

www.cambridge.org

ISBN 978-1-107-64866-1



9 781107 648661 >